

# Pathways to Register as an Architect Candidate Briefing 2020

NSW  
Architects  
Registration  
Board





.....

# Pathways to Register as an Architect Candidate Briefing 2020

.....

**Dr Kirsten Orr**

Registrar, NSW ARB

**Assoc Prof Melonie Bayl-Smith**

Architect, NSW APE Convenor and NSW ARB Board Member

**Nadine Roberts**


Deputy Registrar, NSW ARB

**Byron Kinnaird**

Research & Education Officer, NSW ARB



NSW  
Architects  
Registration  
Board



<https://au.news.yahoo.com/mascot-towers-sydney-residents-homeless-hour-evacuation-054211922.html>

## **There has never been a more important time to be a registered architect...**

The current context of endemic building failures (Lacrosse, Opal, Mascot Towers, etc) raise the need for greater regulatory controls across the construction industry.



NSW  
Architects  
Registration  
Board

# Why should you get registered?

## You can finally call yourself an architect!

**Only a person who is on the NSW Register of Architects may use the title 'architect'.**

- Architects are trained, accredited and registered professionals who can provide a higher level of service than other building designers.
- Architects have recognised skills in design, documentation, project delivery and practice management.
- Architects are the only people allowed to design multi-unit residential apartment buildings under the State Environment Plan 65 (SEPP 65). This ensures high quality design of the built environment in the public interest.
- Architects operate within a well-regulated, professional system that sets the bar for other building professionals (for example, engineers are not registered!). This is important in the current context of recent building failures that raise the need for greater regulatory controls across the construction industry.



NSW  
Architects  
Registration  
Board



.....

# Pathways to Register as an Architect Candidate Briefing 2020

.....

## Lecture Outline

1. Overview of role of NSW Architects Registration Board and Architects Accreditation Council of Australia and where they fit in the education – practice – regulation context
2. Overview of the different pathways to registration
3. National Standard of Competency for Architects
4. Architectural Practice Exam – 3 Stages
  - Stage 1: Eligibility
  - Stage 2: National Examination Paper (NEP)
  - Stage 3: Examination by Interview
5. Questions



# What does the NSW Architects Registration Board do?

Each state and territory of Australia has its own Architect Registration Board established under legislation.

The NSW Architects Registration Board administers the Architects Act 2003, the legislation regulating architects in NSW.

The Board's role is to:

- protect consumers of architectural services by ensuring that architects provide services to the public in a professional and competent manner
- register architects and monitor their Continuing Professional Development and Professional Indemnity Insurance obligations
- discipline architects who have acted unprofessionally or incompetently
- accredit architectural qualifications for the purpose of registration and administer the Architectural Practice Examination for registration as an architect in NSW
- inform the public about the qualifications and competence of architects and the procurement of architectural services
- promote a better understanding of architectural issues in the community.



NSW  
Architects  
Registration  
Board

# Context

## Education



Association of  
Architecture Schools  
of Australasia

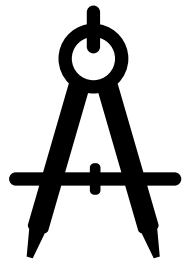


Australian Deans of the  
Built Environment  
and Design




Architects Accreditation  
Council of Australia

## Practice



Association  
of Consulting  
Architects



Australian  
Institute of  
Architects



SONA



Practice  
Networks



EMAGN

## Industry

Industry

Government

## Government




NSW Architects  
Registration Board



Government  
Architect NSW

## Regulation



NSW  
Architects  
Registration  
Board

# What does the Architects Accreditation Council of Australia (AACCA) do?

The Architects Accreditation Council of Australia (AACCA) is the national voice for architect registration boards around Australia.

The AACCA is a not-for-profit organisation that works in collaboration with the architect registration boards on matters of national interest to the profession, industry and the public.

The AACCA:

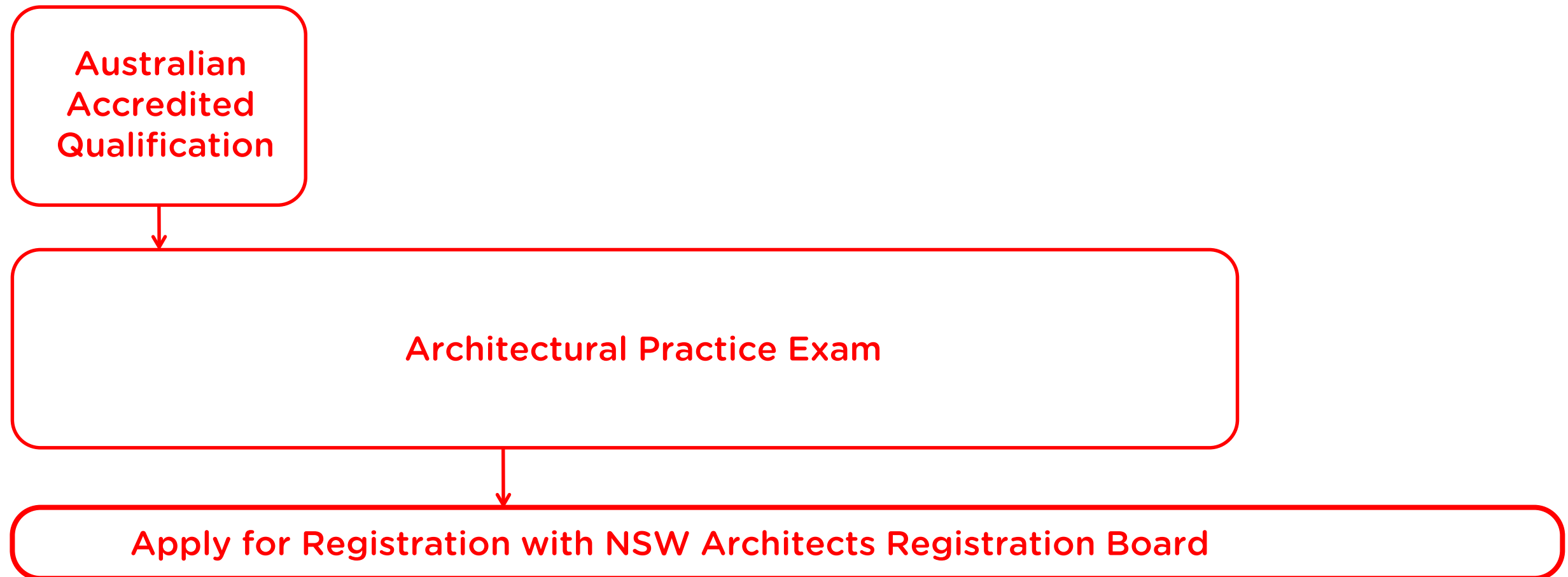
- maintains the *National Standard of Competency for Architects* – underpins all assessment programs on the path to registration as an architect in Australia
- administers the national Architectural Practice Examination
- administers the Architecture Program Accreditation Procedure in Australia and New Zealand
- assesses overseas architectural qualifications
- negotiates international mutual recognition agreements



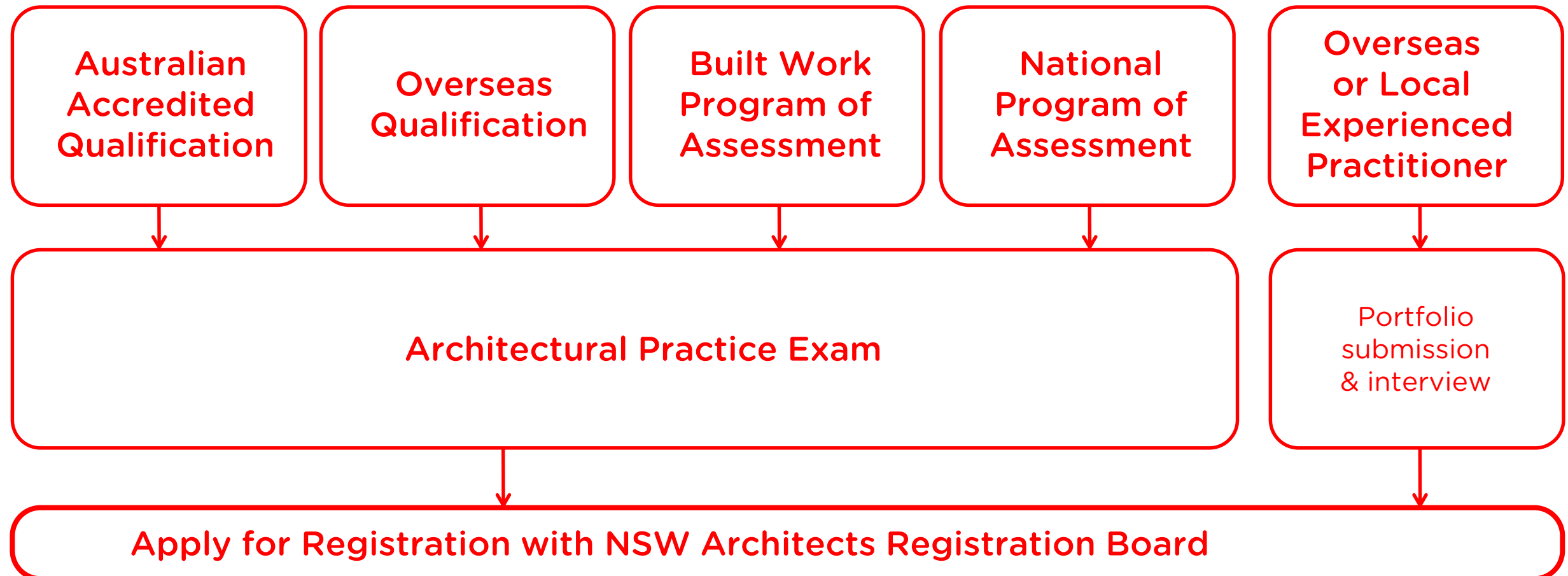
NSW  
Architects  
Registration  
Board



# Pathways to Registration



# Pathways to Registration



# Pathways to Registration

## Australian Accredited Qualification

**MASTER OF ARCHITECTURE or equivalent**

## Overseas Qualification

### DETERMINES SUBSTANTIAL EQUIVALENCE OF OVERSEAS ACADEMIC QUALIFICATIONS TO AUSTRALIAN QUALIFICATION

for those who completed an overseas exit qualification in architecture (does not consider professional experience).

- Qualification must be coursework with min. 10 semesters (not research degree) and must follow similar curriculum to Australia
- IELTS English proficiency 6.5
- 2 stage process:
  - 1 Provisional Assessment
  - 2 Portfolio & Interview
- Min. 4-6 student or professional projects, with 2 projects mapped against 37 Performance Criteria
- Material must be translated into English

## NSW ARB Built Work Program of Assessment

### ASSESSMENT by PORTFOLIO

for those with substantial skills and experience in the architectural services profession but no academic qualification.

- Min. 10 years' full-time in architecture, planning, building or other related field
- 3 of last 5 years must be under architect in architect's office
- Must have authored 3-4 complex architectural projects
- 3 stage process:
  - 1 Eligibility Assessment;
  - 2 Eligibility Interview; and
  - 3 Major Portfolio & Interview
- Pass mark is 80%, requiring satisfactory rating for 21 of 26 Performance Criteria at competency level 'A' – 'Application of Knowledge & Skills'

## AACA National Program of Assessment

### ASSESSMENT by PROJECT

for those with substantial skills and experience in the architectural services profession but no academic qualification.

- Min. 7 years' full-time work in architecture, planning, building or other related field
- 3 of 7 years must be under architect in architect's office
- Log work experience and statement of claim linking experience to Knowledge Domains
- Make submission in response to a design brief provided by the AACA for a complex architectural project
- Pass mark is 80%, requiring satisfactory rating for 28 of 35 Performance Criteria at mixture of competency level 'A' and 'S' – 'Skills Acquisition'

## Overseas or Local Experienced Practitioner

### FAST-TRACK for EXPERIENCED PRACTITIONERS WITH ACCREDITED QUALIFICATION

allows experienced practitioners to bypass the Architectural Practice Examination and apply directly for registration.

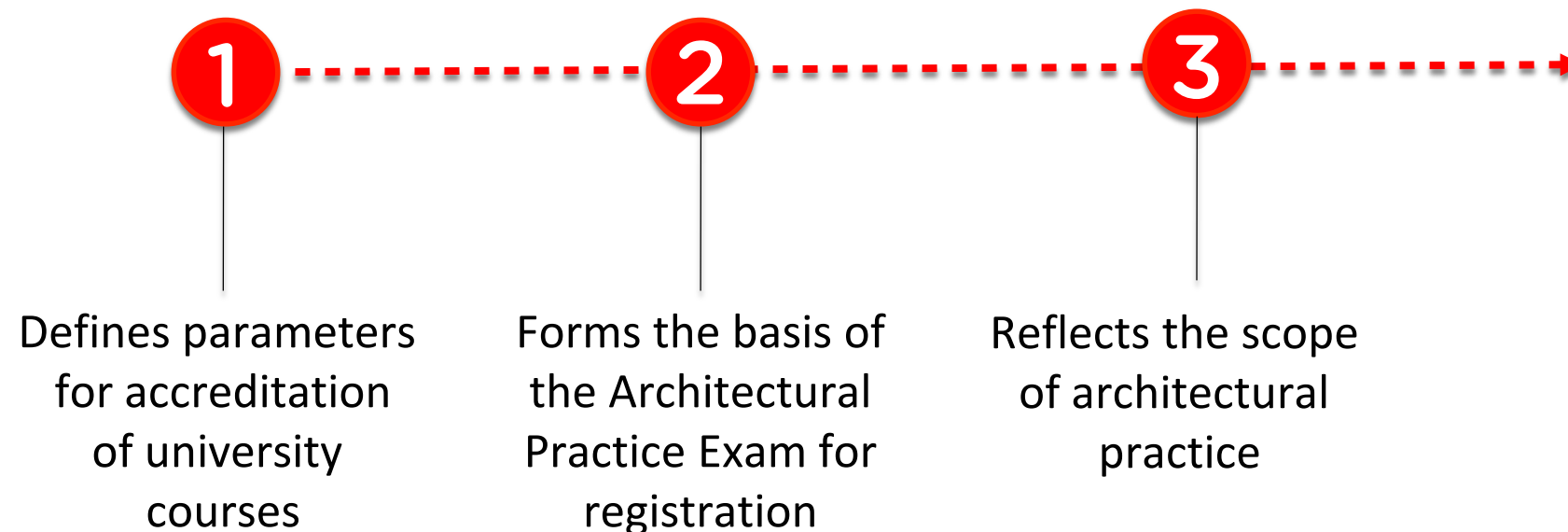
- If overseas qualification, it must lead to registration in that country (if relevant)
- Min. 7 years' full-time work
- 3 of 7 years must be complex architectural projects at Executive Level
- Min 12 months in Australia in last 3 years & living here
- Submit resume, references, and project portfolio of 4-6 built complex architectural projects mapped to 27 Performance Criteria
- Panel-based Competency Assessment Interview



NSW  
Architects  
Registration  
Board



# National Standard of Competency for Architects



**The standard underpins all of the pathways to registration as an architect in Australia.**

**All registration pathways involve competency based assessment against various subsets of the Performance Criteria.**



NSW  
Architects  
Registration  
Board

# National Standard of Competency for Architects

## Units and Elements of Competency

Design	Documentation	Project Delivery	Practice Management
1. Project Briefing	5. Detailed Design	7. Procurement	9. Practice Management
2. Pre-Design	6. Documentation	8. Construction Stage	
3. Conceptual Design			
4. Schematic Design			

# National Standard of Competency for Architects

Element of competency

Performance criteria

Knowledge domains

Level required

AACA		National Standard of Competency for Architects					The National Standard of Competency for Architects establishes the standard for architectural education and assessment of professional competency prior to registration as an architect in Australia.				
		Program level required									
		ANZAPAP	OQA	NPRA	APE	OAA					
R S E D C											
3. Design: Conceptual Design											
	● ● ● ● ●	S	S	A	3						
3.1 Design response integrates the objectives of brief, user intent and built purpose.											
	● ● ● ● ●	A	S	A							
3.2 Application of creative imagination, aesthetic judgement and critical evaluation in formulating design options.											
	● ● ● ● ●	A	A	A							
3.3 Design response incorporates assessment of the physical location and relevant wider regional, contextual and environmental issues.											
	● ● ● ● ●	S	S	A	1 2 3	A					
3.4 Design response incorporates assessment of relevant legislation, codes and industry standards.											
	● ● ● ● ●	A	S	A							
3.5 Exploration and application of ordering, sequencing and modelling of three-dimensional form and spatial content.											
	● ● ● ● ●	K	K	S	3						
3.6 Assessment of the economic impact on the project of design strategies and options.											
	● ● ● ● ●	S	S	A	2 3						
3.7 Assessment and integration of construction systems and materials consistent with project brief.											
	● ● ● ● ●	A	S	A							
3.8 Application of manual and digital graphic technique and modelling to describe three-dimensional form and spatial relationships.											

R Regulatory  
S Social & Ethical  
E Environmentally Sustainable  
D Disciplinary  
C Communication

● Critical Domain  
● Necessary Domain

K Knowledge acquisition  
S Skills acquisition  
A Application of Knowledge & Skills in architectural practice

1 APE Logbook  
2 APE National Exam Paper  
3 APE Interview  
All required APE competencies are at the 3 level





NSW Architects Registration Board



# National Standard of Competency for Architects

How to compare Standard across programs

		Program level required				
		ANZAPAP	OQA	NPRA	APE	ORA
Knowledge Domains	R S E D C					
Units of competency	1. Design: Project briefing					
Performance criteria	 1.1 Preparation & endorsement of an agreement between client and Architect. This agreement will clearly communicate terms, services to be provided, and fees appropriate for the scale and type of project.	K	K	S	2 3	A
	 1.2 Establishment, analysis and evaluation of client project requirements and objectives.	S	S	A	1 2 3	

# National Standard of Competency for Architects

## Knowledge Domains

<b>Regulatory Domain</b>	Knowledge of the regulations, standards and codes, relevant to all aspects of architectural practice, project design and delivery.
<b>Social &amp; Ethical Domain</b>	Knowledge of the social, ethical and cultural values relevant to architectural practice and the impacts on project users and broader communities.
<b>Sustainable Environment Domain</b>	Understanding of the responsibility of architects to minimise the impact on natural resources and design for longevity.
<b>Disciplinary Domain</b>	Knowledge of histories and theories relevant to architecture, practice, building and technologies.
<b>Communication Domain</b>	Knowledge of appropriate verbal, written and visual means to communicate relevant aspects of architecture.



# National Standard of Competency for Architects

**For the Architectural Practice Examination candidates are required to have experience in 15 Mandatory Performance Criteria:**

**Performance Criteria 1.2**

Establishment, analysis and evaluation of client project requirements and objectives.

**Performance Criteria 1.4**

Identification of factors that may impact on client project requirements and objectives.

**Performance Criteria 2.1**

Identification, analysis and integration of information relevant to siting of project.

**Performance Criteria 2.2**

Application of principles controlling planning, development and design for the project site.

**Performance Criteria 3.4**

Design response incorporates assessment of relevant legislation, codes and industry standards.

**Performance Criteria 5.3**

Evaluation and integration of regulatory requirements.

**Performance Criteria 6.1**

Identification and adoption of a strategy, program and process of documentation integrated through all project stages to enable project delivery.

**Performance Criteria 6.2**

Continuing coordination and integration of information and project material from relevant consultants, specialists and suppliers.

**Performance Criteria 6.3**

Incorporation of the project requirements and objectives in accordance with Project Brief and approved Detailed Design.

**Performance Criteria 6.4**

Timely completion and communication of accurate and comprehensible documents that will include, as required, drawings, models, specifications, schedules and other relevant modes of information.

**Performance Criteria 6.8**

Project documentation is in accordance with, and appropriate to, the project contract and project procurement procedure.

**Performance Criteria 7.1**

Identification of available procurement methods and assessment of relevance and application to the project.

**Performance Criteria 8.3**

Identification and application of the process and administration systems needed to fulfil all obligations under project contract.

**Performance Criteria 8.4**

Construction progress and quality is systematically reviewed and monitored as required under the contract provisions.

**Performance Criteria 8.5**

Identification and application of all relevant processes required for certification of monetary claims, project variations, extensions of time, project instructions or other administrative responsibilities under the contract provisions.



NSW  
Architects  
Registration  
Board



# Architectural Practice Examination

## In Three Parts

**Part 1:** Eligibility

**Part 2:** National Examination Paper

**Part 3:** Examination by Interview

## Two sessions per year

### Session 1

Applications for Part 1 & 2:

**6-20 February 2020**

Part 2 National Examination Paper:

**21 April 2020**

Part 3 Examination by Interview:

**mid May**

### Session 2

Applications for Part 1 & 2:

**2 – 16 June 2020**

Part 2 National Examination Paper:

**18 August**

Part 3 Examination by Interview:

**mid October**



NSW  
Architects  
Registration  
Board

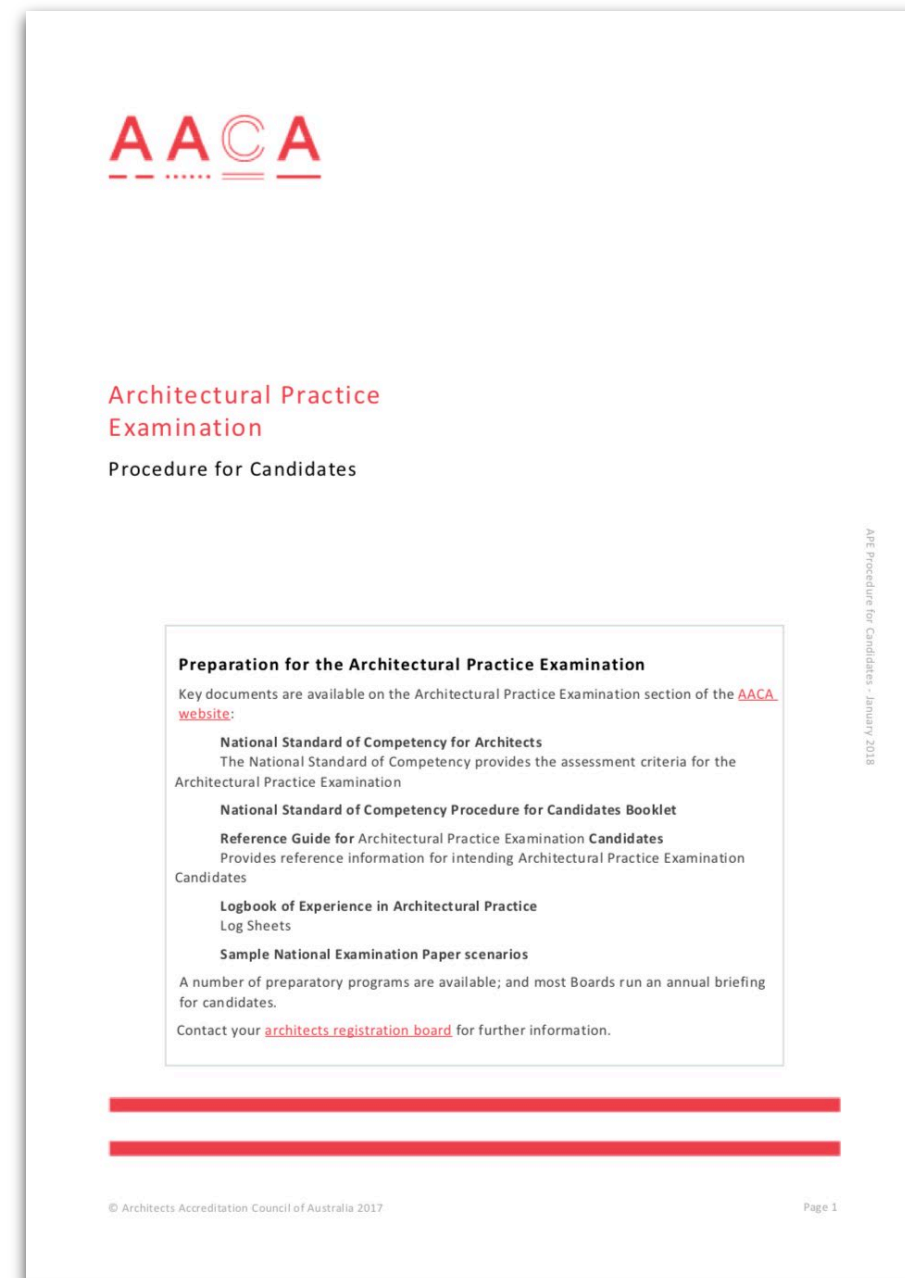
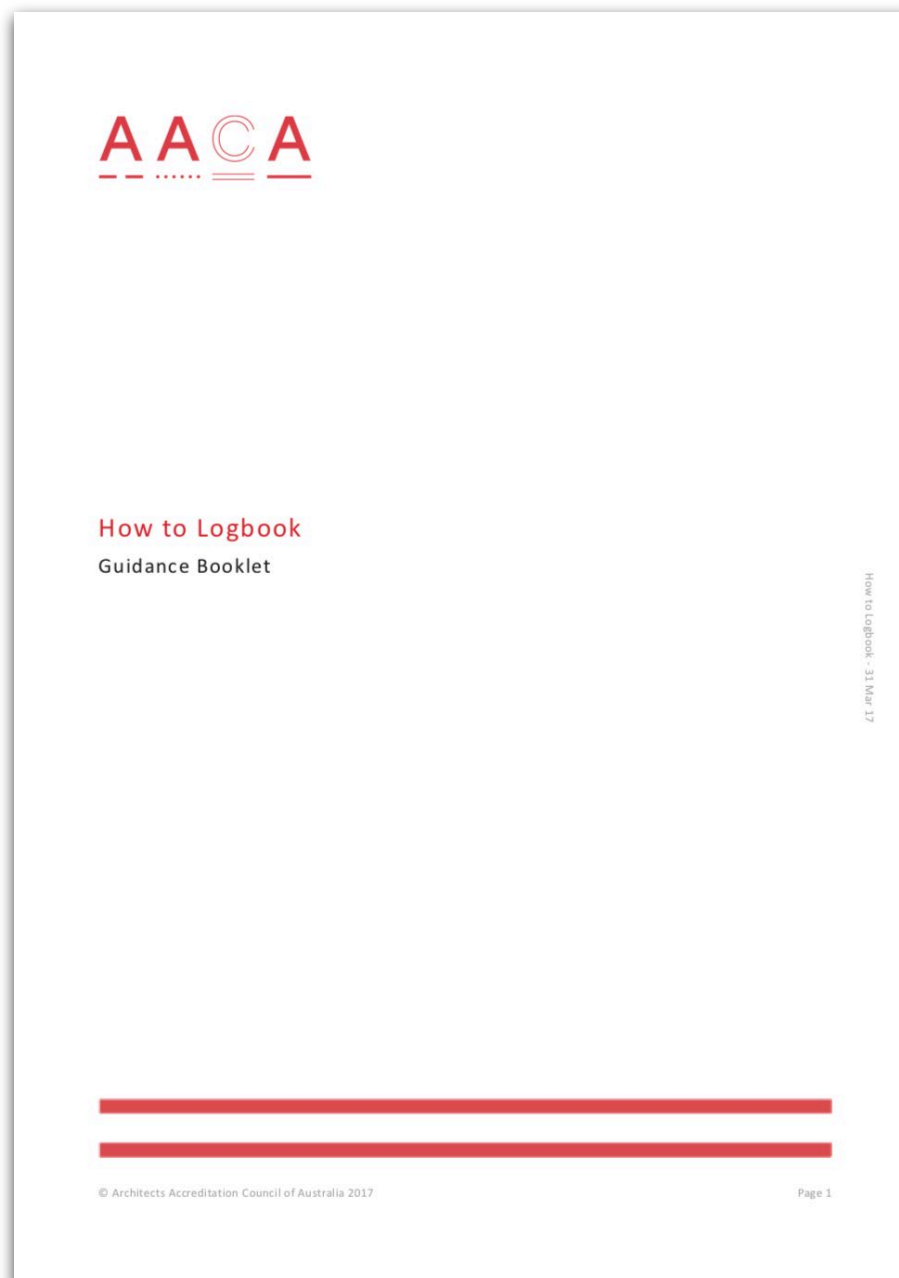
# Part 1: Eligibility

- Application form
- Log Book
- Summary sheets including  
Summary of mandatory competency
- Statement of Practical Experience
- NSW Statutory Declaration
- Degree/AACA Assessment of equivalence



# Part 1: Eligibility

## The Essential Guides



[aaca.org.au/architectural-practice-examination](http://aaca.org.au/architectural-practice-examination)



NSW  
Architects  
Registration  
Board



# Part 1: Eligibility

## PRACTICAL EXPERIENCE

Minimum

**3300**

hours in the  
15 mandatory  
performance  
criteria

**2**

YEARS

OR

Successful  
completion  
of the BWPrA  
or NPrA



# Part 1: Eligibility

## PRACTICAL EXPERIENCE

### STATEMENT OF PRACTICAL EXPERIENCE

Maximum

**2,000**  
words

or **3,000**

If not supervised  
by an architect

 \$\$ m<sup>2</sup> ?? \*

\*allow Examiners to assess  
scope of work, costs, floor  
areas in projects - related to  
your Log Book

+

chronological record  
of practice experience

preferably  
last  
years **2**



indicate role & level  
of responsibility  
in narrative form



NSW  
Architects  
Registration  
Board



# Part 1: Eligibility

## Statement of Practical Experience

### Table of Contents

Introduction	01
Qualifications	01
Professional Recognition and Philanthropic Work	01
Employment History	02
Selected Projects Outlined in the Log Book	03
Conclusion	05

Word Count 2158

### Selected Projects outlined in the Log Book

#### Mascot Central, 18-29 Kent Road, Mascot, NSW

Period:	March 2013 – June 2014
Site Area:	120,000m <sup>2</sup>
Status:	Stage 1 and 2 Completed, Stage III and IV under construction
Cost:	\$250M
Project Type:	Design and Construct - Mixed Use development
Level of Responsibility:	Executive and Participant
Employer:	
Supervising Architect:	

Mascot Central is a large urban intervention within 500m of Mascot train station. The mixed-use development consists of 1200 residential apartments split over seven towers, 150 key Serviced Apartment, two swimming pools, Supermarket and a commercial 'high street' consisting of 11 tenancies. My involvement in the project was from day 1 with a team of 3 people, up to a peak of 15 staff members during the tender and construction documentation stages.

The project began after a rezoning of a 1.5Ha commercial site to residential use. I was involved from the initial urban design principals adopted by PTW Architects where it quickly became apparent that the project would require a departure from the Botany Municipal Council LEP and DCP legislative requirements in order to achieve the Apartment Design Guide's solar access and cross ventilation needs.

(Element 2.2 – 3.4 – 5.3 – 6.4)

I was involved in client and consultancy meetings which informed PTW's process in the coordination of perspective renders, drawings and SEPP65 architectural design reports suitable for presentation to the Joint Regional Planning Panel (JRPP) and DA approval.

(Element 1.2 – 1.4 – 2.1 – 2.2 – 3.4 – 5.3 – 6.1 – 6.2 – 6.3 – 6.4)

As the client wanted to move directly into the next stages of the project we continued documentation before approval had been granted. As the project team grew my responsibility changed, the project was broken into four stages, each with a 'quadrant lead'. I was responsible for the documentation delivery of stage II moving towards CC. Initially, I was involved with structural coordination and facade detailed design, working through buildability issues with the precast modulation around windows and various client driven variations such as mix changes.

(Element 1.4 – 2.2 – 3.4 – 5.3 – 6.1 – 6.2 – 6.3 – 6.4 – 6.8 – 8.3 – 8.5)

When the DA was under public exhibition there was a complaint from a neighbouring stakeholder which resulted in a major redesign of 'stage II'. This gave me the opportunity to gain experience working with AS1428.2 while replanning the accessible apartments and AS2890 parking standard for Class 2 to 9 buildings. When planning approval was granted we immediately submitted drawings suitable for a staged CC and also S96 modifications.

(Element 3.4 – 5.3 – 6.1 – 6.3 – 6.4 – 6.8)

When the staged construction process began, the shoring wall was completed for the whole site capped and then excavation began for stage I and II. While this was happening further detailed design work continued, I was involved with coordinating the substation design with the Ausgrid ASP3 accredited electrical engineer.

(Element 1.2 – 1.4 – 2.1 – 2.2 – 3.4 – 5.3 – 6.1 – 6.2 – 6.3 – 6.4)


03



NSW  
Architects  
Registration  
Board

# Part 1: Eligibility

NSW  
Architects  
Registration  
Board  
**A**




Architects Accreditation Council of Australia

Architectural Practice Examination (APE)  
AACA Log Book Identification Information

Candidate Identification

Full Name  
Address  
Phone No. Home  
Phone No. Work  
Phone No. Mobile  
Email  
State/ Territory



Aust. Capital Territory Architects Board  
GPO Box 1008  
CANBERRA ACT 2601  
T: (02) 6207 6288  
F: (02) 6207 6324  
E: architectsboard@act.gov.au

NSW Architects Registration Board  
Level 2, 156 Gloucester St  
SYDNEY NSW 2003  
T: (02) 9241 4333  
F: (02) 9241 6944  
E: mail@architects.nsw.gov.au

Northern Territory Architects Board  
Ground Floor Development House,  
75 Esplanade  
DARWIN NT 0803  
T: (08) 8938 4379  
F: (08) 8942 6401  
E: ntib@nt.gov.au


Board of Architects of Queensland  
PO Box 15343 City East  
QLD 4002  
T: (07) 3226 4492  
F: (07) 3226 8941  
E: registrar@boa.qld.gov.au

The Architectural Practice Board  
of South Australia  
C/- Fenwick Elliot Grace  
Level 10, 431 King William Street  
ADELAIDE SA 5000  
T: (08) 8373 2766  
F: (08) 8372 6977  
E: admin@archboardsa.org.au

Board of Architects of Tasmania  
GPO Box 457  
HOBART TAS 7001  
T: (03) 62 348188  
F: (03) 62 312264  
E: registrar@architectboardtas.org.au

Architects Registration Board of Victoria  
Level 7, 372-378 Albert Street  
MELBOURNE VIC 3002  
T: (03) 8417 4444  
F: (03) 8417 4711  
E: registrar@arbo.vic.gov.au

Architects Board of Western Australia  
33 Broadway



Architects Accreditation Council of Australia

Part 1 - APE Eligibility Competency Summary

Version 4 - January 2016

Candidate  
State/Territory  
New South Wales  
Eligibility Status  
**Requirements ACHIEVED**

Mandatory Experience				Element Hours	40 Hrs Composite	40 Hrs Executive
Element	Executive Level	Participant Level	Observer Level			
1.2	144	149	17	310	✓	✓
1.4	211	183		394	✓	✓
2.1	120	110		230	✓	✓
2.2	147	211		358	✓	✓
3.4	125	185		310	✓	✓
5.3	148	206		354	✓	✓
6.1	161	189		330	✓	✓
6.2	251	190		441	✓	✓
6.3	214	231		445	✓	✓
6.4	427	895		1122	✓	✓
6.8	457	585		1042	✓	✓
7.1	77	50	2	129	✓	✓
8.3	111	124	1	236	✓	✓
8.4	38	57		95	✓	✗
8.5	60	48		108	✓	✓
<b>Sub Total Hrs</b>	<b>2691</b>	<b>3193</b>	<b>20</b>			

Candidates are required to have: **Total Hours 5904**

• A minimum of 3200 hours, with:

Experience logged as:


A. All at Executive Level  
At least 40 hours of architectural experience in each of the Performance Criteria

OR

B. A composite of Executive, Participant, Observer experience with:  
1. At least 40 hours of architectural experience in each of the pre-requisite competencies – the 16 Eligibility Criteria (ECs) 1.2, 1.4, 2.1, 2.2, 3.4, 5.3, 6.1, 6.2, 6.3, 6.4, 6.8, 7.1, 8.3, 8.4, 8.5;  
2. At least 40 hours of architectural experience at Executive level at least FIVE of the 16 Eligibility Criteria;  
3. A maximum of 160 hours of Observer level experience in each of Eligibility Criteria 1.2, 7.1, 8.2, 8.4, 8.5. Note that these are the ONLY Eligibility Criteria in which Observer level experience is accepted.

Please note: All logged experience that has been gained in a self-employed capacity must be at Executive level.

No. of Elements Achieved	Meets Requirements
-	✓
14	✗
15	✓
-	✓
-	✓



Architects Accreditation Council of Australia

EXECUTIVE EXPERIENCE SUMMARY SHEET

AACA Logbook Version  
Printed on 11/03

Candidate  
State/Territory  
New South Wales  
Sheet No.  
2

HOURS COMPLETED AT EXECUTIVE LEVEL

Employer	Project	1/10	2/10	3/10	4/10	5/10	6/10	7/10	8/10	9/10	10/10	11/10	12/10	13/10	14/10	15/10	16/10	17/10	18/10	19/10	20/10	21/10	22/10	23/10	24/10	25/10	26/10	27/10	28/10	29/10	30/10	31/10	32/10	33/10	34/10	35/10	36/10	37/10	38/10	39/10	40/10
PTW Architects	201 Miller Street	21	22	23	24	25	26	27	28	29	30	31	32	33	34	35	36	37	38	39	40	41	42	43	44	45	46	47	48	49	50	51	52	53	54	55	56	57	58	59	60
PTW Architects	201 Miller Street	61	62	63	64	65	66	67	68	69	70	71	72	73	74	75	76	77	78	79	80	81	82	83	84	85	86	87	88	89	90	91	92	93	94	95	96	97	98	99	100
PTW Architects	201 Miller Street	101	102	103	104	105	106	107	108	109	110	111	112	113	114	115	116	117	118	119	120	121	122	123	124	125	126	127	128	129	130	131	132	133	134	135	136	137	138	139	140
PTW Architects	201 Miller Street	141	142	143	144	145	146	147	148	149	150	151	152	153	154	155	156	157	158	159	160	161	162	163	164	165	166	167	168	169	170	171	172	173	174	175	176	177	178	179	180
PTW Architects	201 Miller Street	181	182	183	184	185	186	187	188	189	190	191	192	193	194	195	196	197	198	199	200	201	202	203	204	205	206	207	208	209	210	211	212	213	214	215	216	217	218	219	220
PTW Architects	201 Miller Street	221	222	223	224	225	226	227	228	229	230	231	232	233	234	235	236	237	238	239	240	241	242	243	244	245	246	247	248	249	250	251	252	253	254	255	256	257	258	259	260
PTW Architects	201 Miller Street	261	262	263	264	265	266	267	268	269	270	271	272	273	274	275	276	277	278	279	280	281	282	283	284	285	286	287	288	289	290	291	292	293	294	295	296	297	298	299	300
PTW Architects	201 Miller Street	301	302	303	304	305	306	307	308	309	310	311	312	313	314	315	316	317	318	319	320	321	322	323	324	325	326	327	328	329	330	331	332	333	334	335	336	337	338	339	340
PTW Architects	201 Miller Street	341	342	343	344	345	346	347	348	349	350	351	352	353	354	355	356	357	358	359	360	361	362	363	364	365	366	367	368	369	370	371	372	373	374	375	376	377	378	379	380
PTW Architects	201 Miller Street	381	382	383	384	385	386	387	388	389	390	391	392	393	394	395	396	397	398	399	400	401	402	403	404	405	406	407	408	409	410	411	412	413	414	415	416	417	418	419	420
PTW Architects	201 Miller Street	421	422	423	424	425	426	427	428	429	430	431	432	433	434	435	436	437	438	439	440	441	442	443	444	445	446	447	448	449	450	451	452	453	454	455	456	457	458	459	460
PTW Architects	201 Miller Street	461	462	463	464	465	466	467	468	469	470	471	472	473	474	475	476	477	478	479	480	481	482	483	484	485	486	487	488	489	490	491	492	493	494	495	496	497	498	499	500
PTW Architects	201 Miller Street	501	502	503	504	505	506	507	508	509	510	511	512	513	514	515	516	517	518	519	520	521	522	523	524	525	526	527	528	529	530	531	532	533	534	535	536	537	538	539	540
PTW Architects	201 Miller Street	541	542	543	544	545	546	547	548	549	550	551	552	553	554	555	556	557	558	559	560	561	562	563	564	565	566	567	568	569	570	571	572	573	574	575	576	577	578	579	580
PTW Architects	201 Miller Street	581	582	583	584	585	586	587	588	589	590	591	592	593	594	595	596	597	598	599	600	601	602	603	604	605	606	607	608	609	610	611	612	613	614	615	616	617	618	619	620
PTW Architects	201 Miller Street	621	622	623	624	625	626	627	628	629	630	631	632	633	634	635	636	637	638	639	640	641	642	643	644	645	646	647	648	649	650	651	652	653	654	655	656	657	658	659	660
PTW Architects	201 Miller Street	661	662	663	664	665	666	667	668	669	670	671	672	673	674	675	676	677	678	679	680	681	682	683	684	685	686	687	688	689	690	691	692	693	694	695	696	697	698	699	700
PTW Architects	201 Miller Street	701	702	703	704	705	706	707	708	709	710	711	712	713	714	715	716	717	718	719	720	721	722	723	724	725	726	727	728	729	730	731	732	733	734	735	736	737	738	739	740
PTW Architects	201 Miller Street	741	742	743	744	745	746	747	748	749	750	751	752	753	754	755	756	757	758	759	760	761	762	763	764	765	766	767	768	769	770	771	772	773	774	775	776	777	778	779	780
PTW Architects	201 Miller Street	781	782	783	784	785	786	787	788	789	790	791	792	793	794	795	796	797	798	799	800	801	802	803	804	805	806	807	808	809	810	811	812	813	814	815	816	817	818	819	820
PTW Architects	201 Miller Street	821	822	823	824	825	826	827	828	829	830	831	832	833	834	835	836	837	838	839	840	841	842	843	844	845	846	847	848	849	850	851	852	853	854	855	856	857	858	859	860
PTW Architects	201 Miller Street	861	862	863	864	865	866	867	868	869	870	871	872	873	874	875	876	877	878	879	880	881	882	883	884	885	886	887	888	889	890	891	892	893	894	895	896	897	898	899	900
PTW Architects	201 Miller Street	901	902	903	904	905	906	907	908	909	910	911	912	913	914	915	916	917	918	919	920	921	922	923	924	925	926	927	928	929	930	931	932	933	934	935	936	937	938	939	940
PTW Architects	201 Miller Street	941	942	943	944	945	946	947	948	949	950	951	952	953	954	955	956	957	958	959	960	961	962	963	964	965	966	967	968	969	970	971	972	973	974	975	976	977	978	979	980
PTW Architects	201 Miller Street	981	982	983	984	985	986	987	988	989	990	991	992	993	994	995	996	997	998	999	1000	1001	1002	1003	1004	1005	1006	1007	1008	1009	1010	1011	1012	1013	1014	1015	1016	1017	1018	1019	1020
PTW Architects	201 Miller Street	1021	1022	1023	1024	1025	1026	1027	1028	1029	1030	1031	1032	1033	1034	1035	1036	1037	1038	1039	1040	1041	1042	1043	1044	1045	1046	1047	1048	1049	1050	1051	1052	1053	1054	1055	1056	1057	1058	1059	1060
PTW Architects	201 Miller Street	1061	1062	1063	1064	1065	1066	1067	1068	1069	1070	1071	1072	1073	1074	1075	1076	1077	1078	1079	1080	1081	1082	1083	1084	1085	1086	1087	1088	1089	1090	1091	1092	1093	1094	1095	1096	1097	1098	1099	1100
PTW Architects	201 Miller Street																																								

# Part 1: Eligibility

## Why your application might be returned

### Common mistakes

- **Breach of Sections 9 & 10 of the Architects Act 2003:** You must not refer to yourself as an 'Architect' or any derivative of the title 'Architect'.  
You cannot use titles such as 'Graduate Architect', 'Project Architect' or 'Design Architect' to describe yourself anywhere in your application.
- Section 14 allows you to call yourself an 'Architectural Assistant', 'Architectural Technician' or 'Architectural Drafter' – **but only if you are an employee of an architect.**
- **A non-compliant Stat Dec:** You must complete a NSW Statutory Declaration and it must be signed by a Justice of the Peace or a Legal Practitioner. The Stat Dec must declare that all submitted documents are true and correct records of your architectural experience and qualification. **You cannot use a Commonwealth Statutory Declaration. NSW Stat Decs cannot be signed by architects.**
- **The graduation date on your testamur must be dated at least 12-months before your application for Part 1.**
- Failure to meet the minimum 2 years (3300 hours) experience.
- Failure to demonstrate a minimum 12-months postgraduate Experience.





# Part 1: Eligibility

## Random audit of applications

**The Board has recently investigated and found a Part 3 candidate guilty of having falsified their practical experience in their Logbook and Statement of Practical Experience.**

The Board takes such matters extremely seriously and has imposed a significant penalty on the candidate.

**DO NOT BE TEMPTED TO OVERSTATE THE EXTENT OF YOUR PRACTICAL EXPERIENCE...**

The Statutory Declaration you submit in Part 1 is a legal document.

**In instances where a candidate is found to have falsified the Statutory Declaration the Board may deem that person to be not fit and proper for registration as an architect in NSW.**



NSW  
Architects  
Registration  
Board

# Part 1: Eligibility

## Random audit of applications

**In 2020, the Board will conduct a random audit of up to 30% of applicants for the APE Part 1.**

### **DO NOT BE TEMPTED TO OVERSTATE THE EXTENT OF YOUR PRACTICAL EXPERIENCE...**

- The Board will phone supervising architects and employers associated with the projects listed in the Statement of Practical Experience in the 2 years immediately preceding the APE Part 1 application.
- Where applicants have been self-employed the Board will request details and contact the clients associated with the listed projects.

**In cases where, after an audit, the NSW APE Convenor is not satisfied that the applicant is eligible to proceed to the APE Part 2, an investigation process will be followed.**

**If you are concerned that you may not be accurately recording your practical experience please immediately contact the Registrar, Dr Kirsten Orr, to discuss your concerns without prejudice:**

**[registrar@architects.nsw.gov.au](mailto:registrar@architects.nsw.gov.au) / 02 9241 4033.**



NSW  
Architects  
Registration  
Board

# Part 1: Eligibility

## Applications open 6-20 February 2020

Getting Registered  
Re-registration and Renewals  
Continuing Professional  
Development (CPD)  
Architectural Practice  
Examination (APE)  
Locally Experienced Practitioner  
(LEP)



Architectural Practice Examination and  
Locally Experienced Practitioner Application

### Start

Reference  
Number: 7USTXH26

#### APE Parts / LEP

- **Parts 1 & 2** - Initial Application for Admission and the National Examination Paper (NEP).  
*Applications for the next round open*
- **Part 2 only** - National Examination Paper only.  
*Applications for the next round open*
- **Part 3** - Examination by Interview.  
*Applications for the next round open*
- **Locally Experienced Practitioner Program**  
*An alternative pathway to registration for graduates of Australian accredited architecture programs.*

#### Please complete the application process by using these 5 steps

Step1:	Application Details	Not Completed
Step2:	Name & Contact Details	Not Completed
Step3:	Review Submission	Not Completed
Step4:	Enter Payment Details	Not Completed
Step5:	Application Submitted	Not Completed

NEXT STEP >

[www.architects.nsw.gov.au/appe-online-application](http://www.architects.nsw.gov.au/appe-online-application)



NSW  
Architects  
Registration  
Board

# Part 2:

# National Examination Paper (NEP)

- Computer-based, online exam
- 9 scenarios each with 5 questions = 45 questions in total
- 75 minutes to complete
- Detailed feedback is provided with results
- Date for Session 1 is **Tuesday 21 April 2020**





# Part 2: NEP

## AACA pilot test form

1	2	3	4	5	6	7	8	9	10	11	12	13	14	15	16	17	18	19	20	21	22	23	24	25	26
27	28	29	30	31	32	33	34	35	36	37	38	39	40	41	42	43	44	45							

01:00:38

### Scenario 1 - The architect performs design services without an agreement with the client.

You are at a dinner party and a friend asks if you are interested in helping her and her partner develop a small retail outlet for their start-up company. Over the evening, you chat and start throwing some ideas around.

The next day you go to the office enthused and start developing a striking concept. Some of your staff are available, so you get them to draw up the concept and prepare a 3D computer model. A few days later, the concept is resolved and you phone your friend to come in for a presentation. You advise that the concept is advanced and that you have engaged a sub-contractor to prepare a 3D render to demonstrate the design concept.

She is very surprised that you have started work. The conversation gets awkward and is closed with a statement from her that you were not engaged to do any work and that unfortunately you will not be paid because you had no agreement to proceed.

You have spent over twenty hours of your own time and your staff has spent well over forty hours.

She phones you back a few days later and offers that if you provide the proposal completed to date at no cost, and if it subsequently proceeds, she is prepared to negotiate a mutually agreeable fee for the balance of the project.

In response to your friend's offer the most appropriate action is to

- ☐ accept the offer, and send a detailed services and fees proposal.
- ☐ send an invoice for just the disbursement cost of the 3-D render.
- ☐ send an invoice for all work completed to date with a detailed services and fees proposal for the balance of the work.
- ☐ advise her that you cannot accept her proposal as providing design services free of charge would breach the Architects Code of Conduct.

Next



NSW  
Architects  
Registration  
Board

# Part 2: NEP

## AACA pilot test form

1	2	3	4	5	6	7	8	9	10	11	12	13	14	15	16	17	18	19	20	21	22	23	24	25	26
27	28	29	30	31	32	33	34	35	36	37	38	39	40	41	42	43	44	45							

01:00:38

### Scenario 1 - The architect performs design services without an agreement with the client.

You are at a dinner party and a friend asks if you are interested in helping her and her partner develop a small retail outlet for their start-up company. Over the evening, you chat and start throwing some ideas around.

The next day you go to the office enthused and start developing a striking concept. Some of your staff are available, so you get them to draw up the concept and prepare a 3D computer model. A few days later, the concept is resolved and you phone your friend to come in for a presentation. You advise that the concept is advanced and that you have engaged a sub-contractor to prepare a 3D render to demonstrate the design concept.

She is very surprised that you have started work. The conversation gets awkward and is closed with a statement from her that you were not engaged to do any work and that unfortunately you will not be paid because you had no agreement to proceed.

You have spent over twenty hours of your own time and your staff has spent well over forty hours.

She phones you back a few days later and offers that if you provide the proposal completed to date at no cost, and if it subsequently proceeds, she is prepared to negotiate a mutually agreeable fee for the balance of the project.

In response to your friend's offer the most appropriate action is to

- ☐ accept the offer, and send a detailed services and fees proposal.
- ☐ send an invoice for just the disbursement cost of the 3-D render.
- ☐ send an invoice for all work completed to date with a detailed services and fees proposal for the balance of the work.
- ☐ advise her that you cannot accept her proposal as providing design services free of charge would breach the Architects Code of Conduct.

- You have 75 minutes.
- A countdown timer is always visible on-screen

Next



NSW  
Architects  
Registration  
Board

# Part 2: NEP

## AACA pilot test form

1	2	3	4	5	6	7	8	9	10	11	12	13	14	15	16	17	18	19	20	21	22	23	24	25	26
27	28	29	30	31	32	33	34	35	36	37	38	39	40	41	42	43	44	45							

01:00:38

### Scenario 1 - The architect performs design services without an agreement with the client.

You are at a dinner party and a friend asks if you are interested in helping her and her partner develop a small retail outlet for their start-up company. Over the evening, you chat and start throwing some ideas around.

The next day you go to the office enthused and start developing a striking concept. Some of your staff are available, so you get them to draw up the concept and prepare a 3D computer model. A few days later, the concept is resolved and you phone your friend to come in for a presentation. You advise that the concept is advanced and that you have engaged a sub-contractor to prepare a 3D render to demonstrate the design concept.

She is very surprised that you have started work. The conversation gets awkward and is closed with a statement from her that you were not engaged to do any work and that unfortunately you will not be paid because you had no agreement to proceed.

You have spent over twenty hours of your own time and your staff has spent well over forty hours.

She phones you back a few days later and offers that if you provide the proposal completed to date at no cost, and if it subsequently proceeds, she is prepared to negotiate a mutually agreeable fee for the balance of the project.

In response to your friend's offer the most appropriate action is to

- ☐ accept the offer, and send a detailed services and fees proposal.
- ☐ send an invoice for just the disbursement cost of the 3-D render.
- ☐ send an invoice for all work completed to date with a detailed services and fees proposal for the balance of the work.
- ☐ advise her that you cannot accept her proposal as providing design services free of charge would breach the Architects Code of Conduct.

- You can navigate through Scenarios and Questions at any time throughout the exam to review and/or change your answer

Next

# Part 2: NEP

- All candidates receive detailed feedback with their results
- Examiners refer to feedback when planning how to structure your interview

## Summary of Examination Scenarios

Scenario Number and Summary	Title	Performance Criteria	Your % Correct
1 A seaside holiday home with a client budget of \$1.2mill	Project briefing and Project Delivery	1.5; 1.6; 2.5; 7.3; 7.5; 7.6; 8.1	100%
2 Engagement of consultants on an industrial building and payment of invoices	Project Briefing	1.1; 6.2; 8.1; 8.3; 9.7	80%
3 A regional state owned public library downsizing its collection	Schematic Design/Inclusion of relevant specialists	1.1; 1.4; 3.4; 6.2; 8.2; 8.5	80%
4 The architect uses inadequate site information to design a retirement village and the project requires a redesign and is delayed.	Project Briefing/Project Risk/Professional Liability	1.1; 1.4; 5.3; 9.7	40%
5 Designing a group of townhouses for a private developer	Project Delivery	8.2	60%
6 Utilising the services of regional based consultants for an art gallery in a 100 year old public hall	Project Briefing/Procurement/Documentation	1.1; 1.6; 6.2; 6.6; 6.8	80%
7 Preparing a design concept for four attached houses which will require planning approval	Documentation	1.1; 5.3; 6.2	60%
8 Assessing extensions of time for liquidated damages for residential project	Project Delivery/Construction Stage	6.8; 8.5	40%
9 Architect for franchised retail outlet comprising car accessories showroom and car workshop	Pre Design	1.1; 2.5; 3.4; 6.8; 7.6	60%

Please use the above feedback for your preparation for the APE Part 3 Examination by Interview.



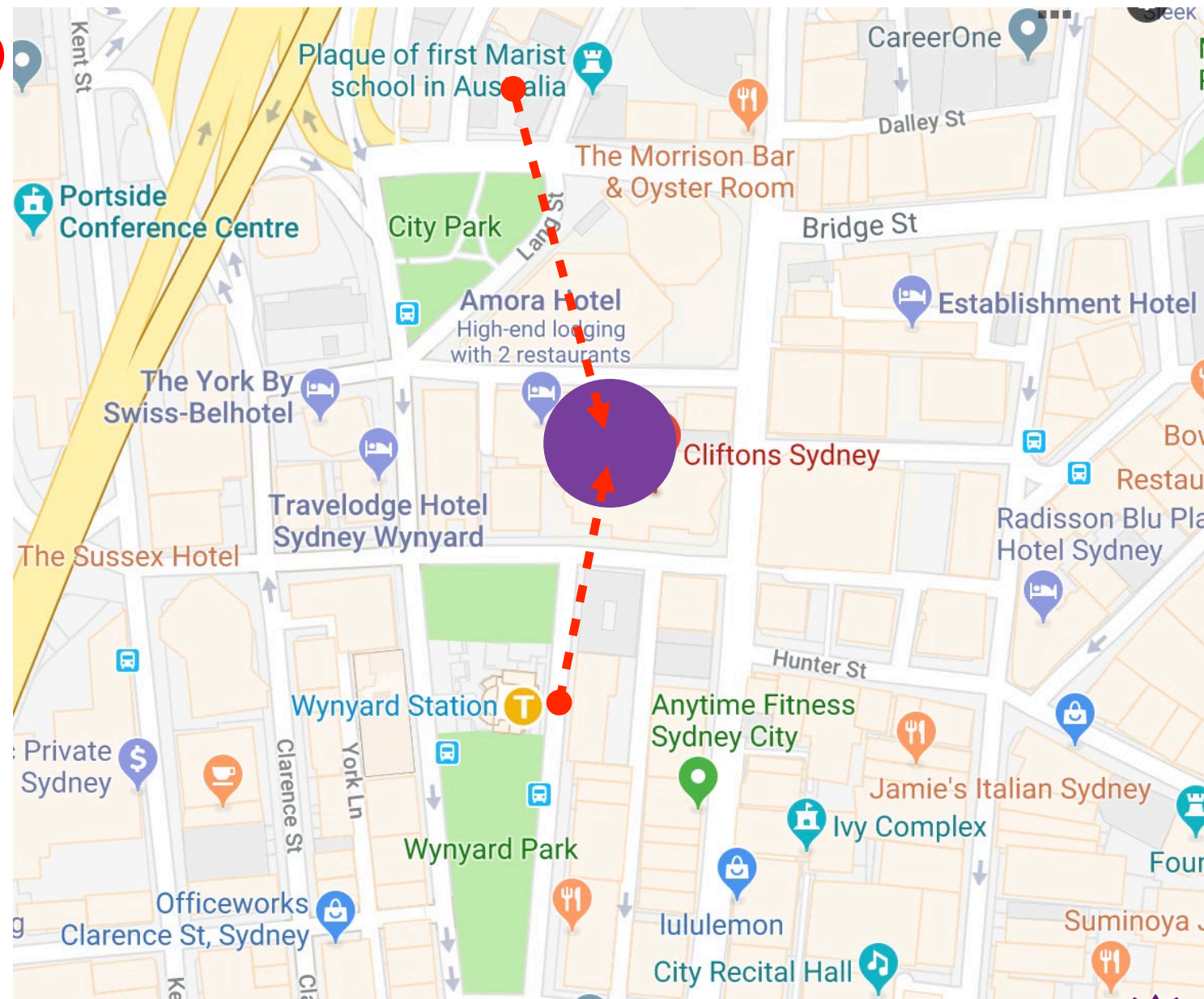
NSW  
Architects  
Registration  
Board



## Part 2: (NEP)

21 April 2020

Cliftons  
60 Margaret St  
SYDNEY 2000



# Part 2: NEP

## Courses to assist with preparation



[pals.architecture.com.au](http://pals.architecture.com.au)



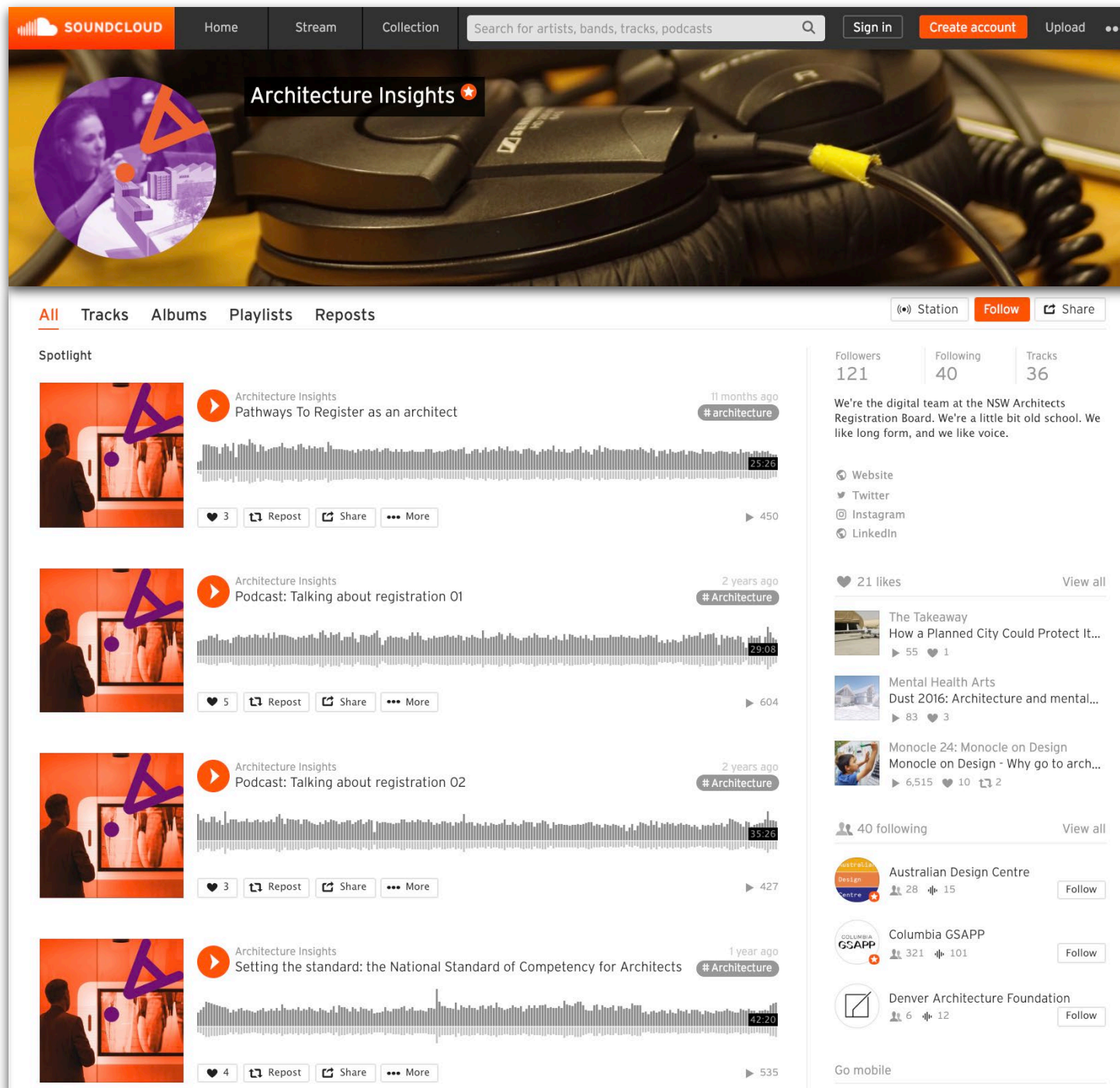
[practicingarchitecture.com.au](http://practicingarchitecture.com.au)



NSW  
Architects  
Registration  
Board



# Podcasts on Registration



The screenshot displays the SoundCloud profile for 'Architecture Insights'. The profile header includes the SoundCloud logo, navigation links (Home, Stream, Collection), a search bar, and buttons for 'Sign in', 'Create account', and 'Upload'. The profile picture shows a woman in a purple circle. The main content area lists four podcast episodes under the 'Spotlight' section:

- Pathways To Register as an architect** (11 months ago, #architecture, 25:26, 3 likes, 450 plays)
- Podcast: Talking about registration 01** (2 years ago, #Architecture, 29:08, 5 likes, 604 plays)
- Podcast: Talking about registration 02** (2 years ago, #Architecture, 35:26, 3 likes, 427 plays)
- Setting the standard: the National Standard of Competency for Architects** (1 year ago, #Architecture, 42:20, 4 likes, 535 plays)

The right sidebar shows the profile's statistics: 121 Followers, 40 Following, and 36 Tracks. It includes a bio: 'We're the digital team at the NSW Architects Registration Board. We're a little bit old school. We like long form, and we like voice.' Social media links for Website, Twitter, Instagram, and LinkedIn are listed. Below this, there are sections for '21 likes' and '40 following', each with a 'View all' link. The 'following' list includes the Australian Design Centre, Columbia GSAPP, and Denver Architecture Foundation.



NSW  
Architects  
Registration  
Board

# Part 3:

## Examination by Interview



- Conducted by 2 Examiners with at least 5 years practice experience as a registered architect
- Between 45 minutes - 1 hour in duration
- Purpose is to provide an overview of your experience and your ability to deal with practice issues
- **The Examiners will ask questions to draw out your experience and to confirm whether, on balance, you possess the technical knowledge and skills, and professional application of these skills in architectural practice, to be able to perform to the standard expected of an architect in Australia**
- The interview is a competency based assessment of your knowledge and experience, so review your NEP results and the NSCA
- Examiners will use your logbook, Statement of Practical Experience and results from the NEP to structure your interview
- Examiners will also usually include some hypothetical scenarios



# Part 3:

## Examination by Interview

### Some tips for the interview

- Try not to be nervous – this is a rare opportunity to talk about the depth of your experience with other architects who are genuinely interested
- Keep referring to your projects to illustrate responses you give to the Examiners' questions
- Remember that the Examiners are not trying to “catch you out” – they want you to do well at interview
- You are not expected to “know everything” – it is also about demonstrating that you know where to look for information/find answers if you don't know
- Expect to be thrown a few hypothetical scenarios – *for example, if you have predominantly worked on multi-storey commercial buildings you might be asked about a project at a different scale such as a small public building or house*
- You should be able to demonstrate transferability of skills to other scales of practice
- Make sure you brush up on the Architects Act 2003 and the NSW Architects Code of Professional Conduct



# Part 3: Examination by Interview

[About Us](#) [Contact Us](#) [Privacy Policy](#) [Disclaimer](#) [Feedback](#) [Publications](#)



## National Standard of Competency for Architects

The Standard for architectural education and assessment of professional competency prior to registration as an Architect in Australia

## Welcome to AACA




Architects in Australia



Pathways to Registration



Accreditation of Architecture Programs



Architectural Practice Examination



Architecture Qualification Assessment



Experienced Practitioner Assessment



Forms



Annual Meeting of Architect Registration Boards



Questions?

## News

A big thank you to everyone that completed our survey last year. We had a total of 2773 responses!

[Information for NPrA Candidates](#)

[Notice for APE Candidates](#)

Seasons' Greetings from all of us at AACA. Our office will close on Thursday 20 December, re-opening on Monday 7 January 2019.

Time is running out! Only four days left to have your say!

[Architectural Education and the Profession: Survey of Practitioners – HAVE YOUR SAY!](#)

20 Nov Update:

[aaca.org.au](http://aaca.org.au)



NSW  
Architects  
Registration  
Board

.....

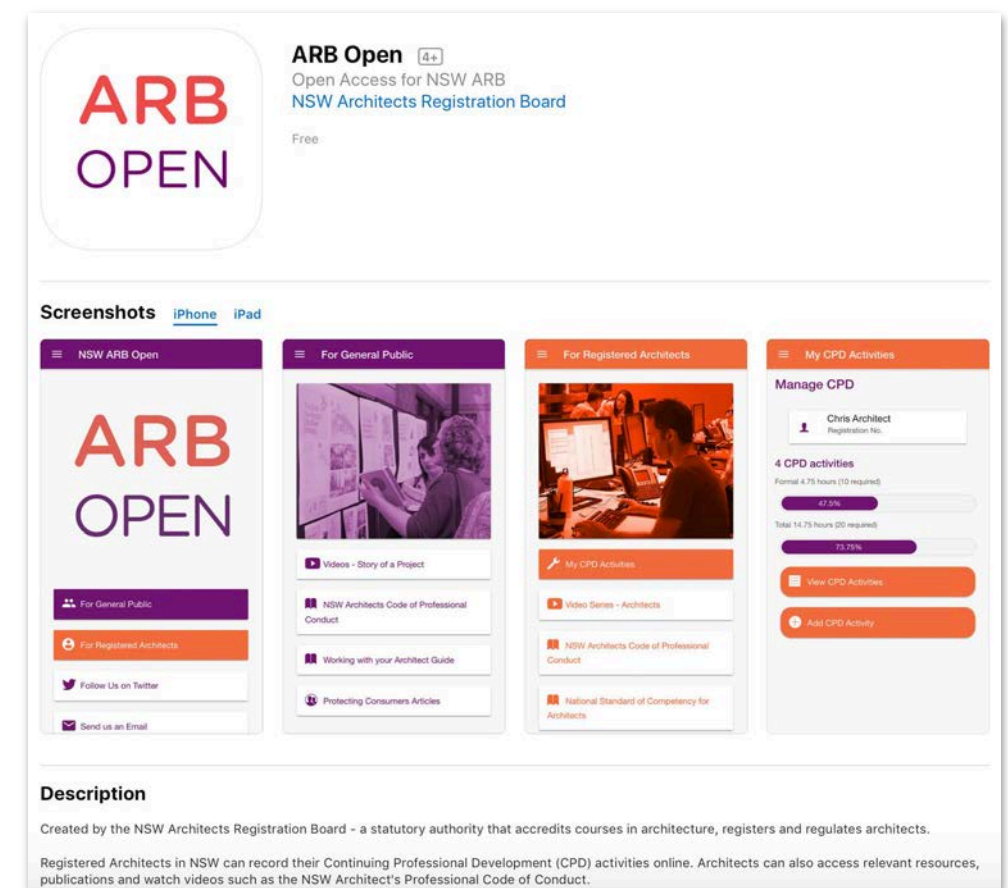
# #ARBOPEN

## Where to find us

mail@architects.nsw.gov.au

02 9241 4033

.....



NSW  
Architects  
Registration  
Board

---

# QUESTIONS?

---

**Dr Kirsten Orr**

Registrar, NSW ARB

**Assoc Prof Melonie Bayl-Smith**

Architect, NSW APE Convenor and NSW ARB Board Member

**Byron Kinnaird**

Research & Education Officer, NSW ARB



NSW  
Architects  
Registration  
Board