

Pathways to Register as an architect

NSW
Architects
Registration
Board

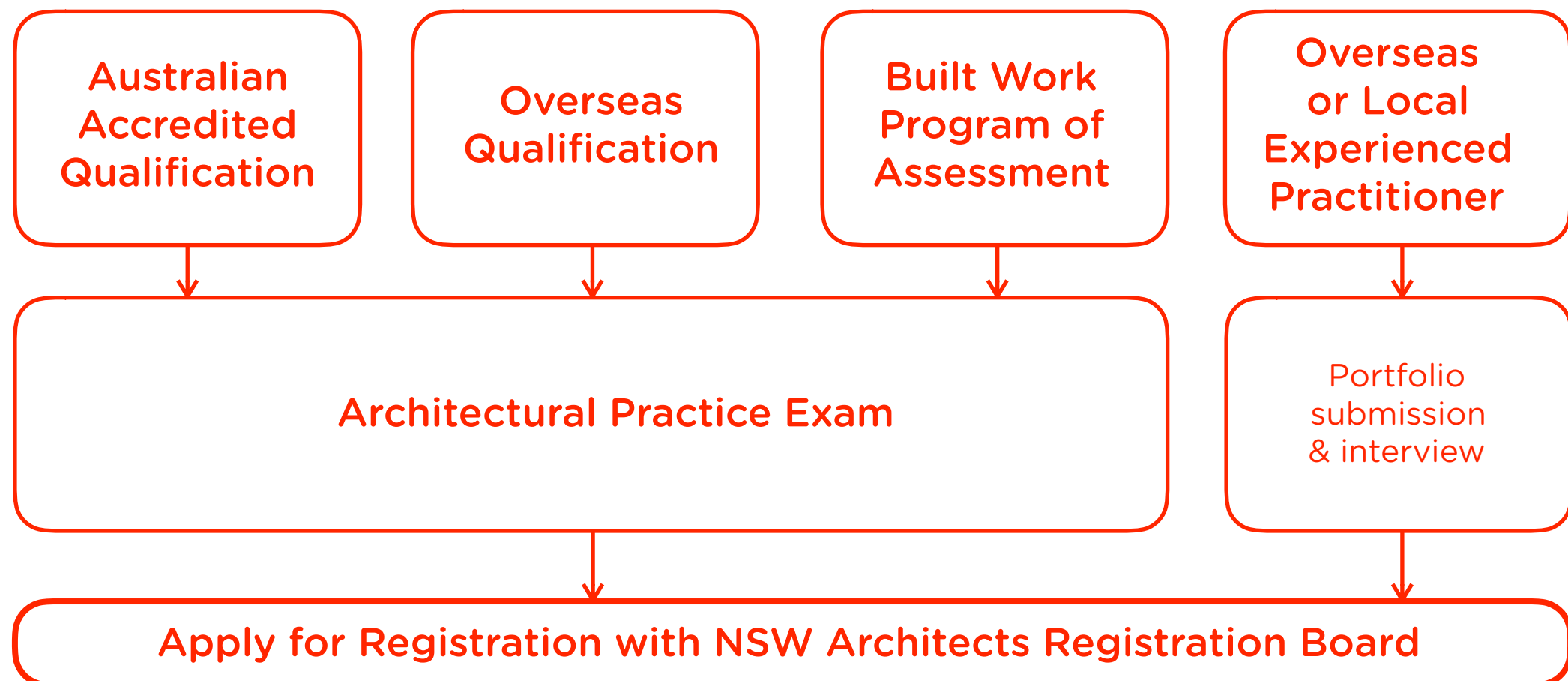


architects.nsw.gov.au

Pathways to Register as an architect

NSW
Architects
Registration
Board

A



Architectural Practice Exam

NSW
Architects
Registration
Board

A

1


Part 1: Eligibility

2

Part 2: National Exam Paper

3


Part 3: Interview



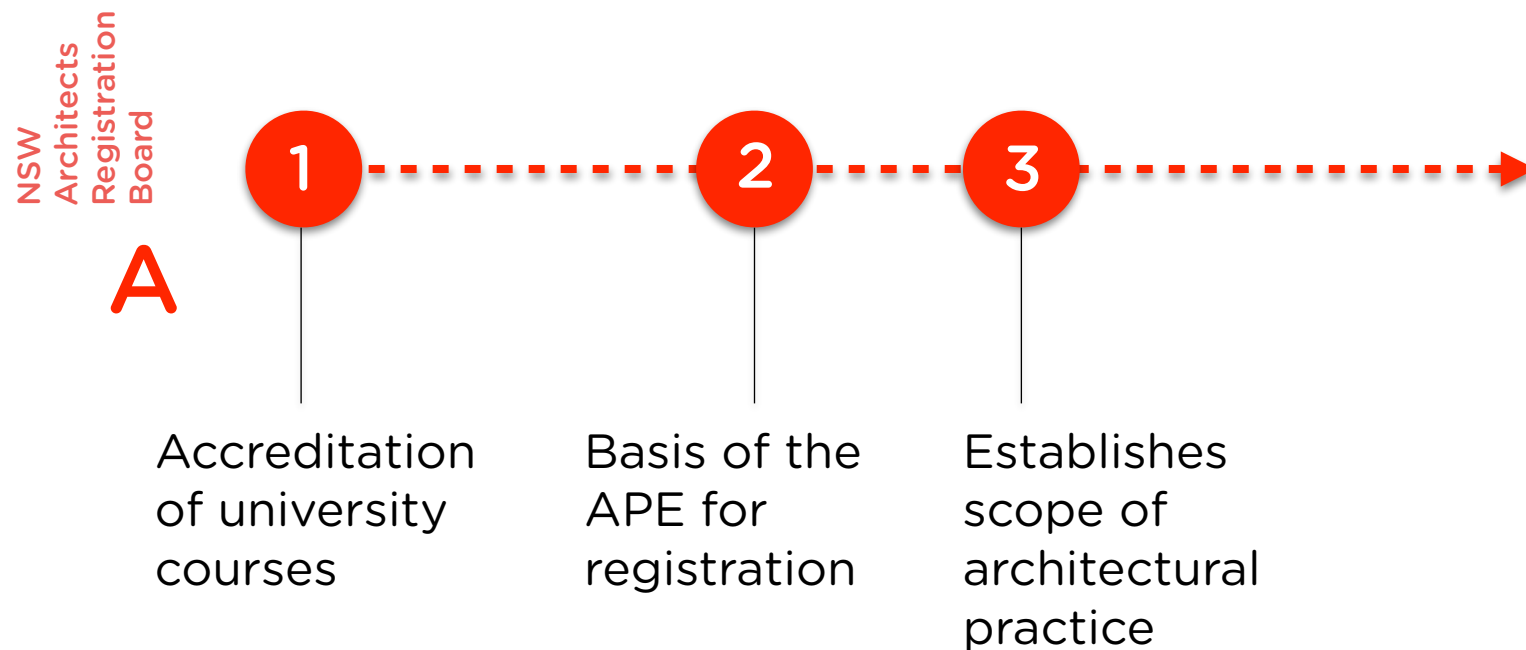
Part 1: Eligibility

A

- Application form
- Log Book
- Summary sheets including
Summary of mandatory
competency
- Statement of Practical Experience
- Statutory Declaration
- Degree/AACA Assessment of
equivalence



The National Standard of Competency for Architects



The National Standard of Competency for Architects

competencystandardforarchitects.aaca.org.au

NSW
Architects
Registration
Board

A

Units of Competency

The Standard comprises of **4 Units of Competency** and **70 Performance Criteria** relevant to the activities of professional architectural practice.

The Units of Competency:

Design	Documentation	Project Delivery	Practice Management
--------	---------------	------------------	---------------------

The National Standard of Competency for Architects

competencystandardforarchitects.aaca.org.au

NSW
Architects
Registration
Board

A

Elements of Competency

Under these each unit are **elements** to better characterise the associated Performance Criteria.

Design	Documentation	Project Delivery	Practice Management
1. Project Briefing	5. Detailed Design	7. Procurement	9. Practice Management
2. Pre-Design	6. Documentation	8. Construction Stage	
3. Conceptual Design			
4. Schematic Design			

The National Standard of Competency for Architects

Candidates are required to have experience in each of the 15 Performance Criteria listed below:

Performance Criteria 1.2

Establishment, analysis and evaluation of client project requirements and objectives

Performance Criteria 1.4

Identification of factors that may impact on client project requirements and objectives

Performance Criteria 2.1

Identification, analysis and integration of information relevant to siting of project

Performance Criteria 2.2

Application of principles controlling planning, development and design for the project site

Performance Criteria 3.4

Design response incorporates assessment of relevant legislation, codes and industry standards

Performance Criteria 5.3

Evaluation and integration of regulatory requirements

Performance Criteria 6.1

Identification and adoption of a strategy, program and process of documentation integrated through all project stages to enable project delivery

Performance Criteria 6.2

Continuing coordination and integration of information and project material from relevant consultants, specialists and suppliers

Performance Criteria 6.3

Incorporation of the project requirements and objectives in accordance with Project Brief and approved Detailed Design

Performance Criteria 6.4

Timely completion and communication of accurate and comprehensible documents that will include, as required, drawings, models, specifications, schedules and other relevant modes of information

Performance Criteria 6.8

Project documentation is in accordance with, and appropriate to, the project contract and project procurement procedure

Performance Criteria 7.1

Identification of available procurement methods and assessment of relevance and application to the project

Performance Criteria 8.3

Identification and application of the process and administration systems needed to fulfil all obligations under project contract

Performance Criteria 8.4

Construction progress and quality is systematically reviewed and monitored as required under the contract provisions

Performance Criteria 8.5

Identification and application of all relevant processes required for certification of monetary claims, project variations, extensions of time, project instructions or other administrative responsibilities under the contract provisions

The National Standard of Competency for Architects

NSW
Architects
Registration
Board




A

Knowledge Domains

Units of competency

Performance criteria

How to compare Standard across programs

Program level required						
	ANZAPAP	OQA	NPRA	APE	ORA	
R S E D C						
1. Design: Project briefing						
 1.1 Preparation & endorsement of an agreement between client and Architect. This agreement will clearly communicate terms, services to be provided, and fees appropriate for the scale and type of project.	K	K	S	2 3	A	
 1.2 Establishment, analysis and evaluation of client project requirements and objectives.	S	S	A	1 2 3		

The National Standard of Competency for Architects

NSW
Architects
Registration
Board

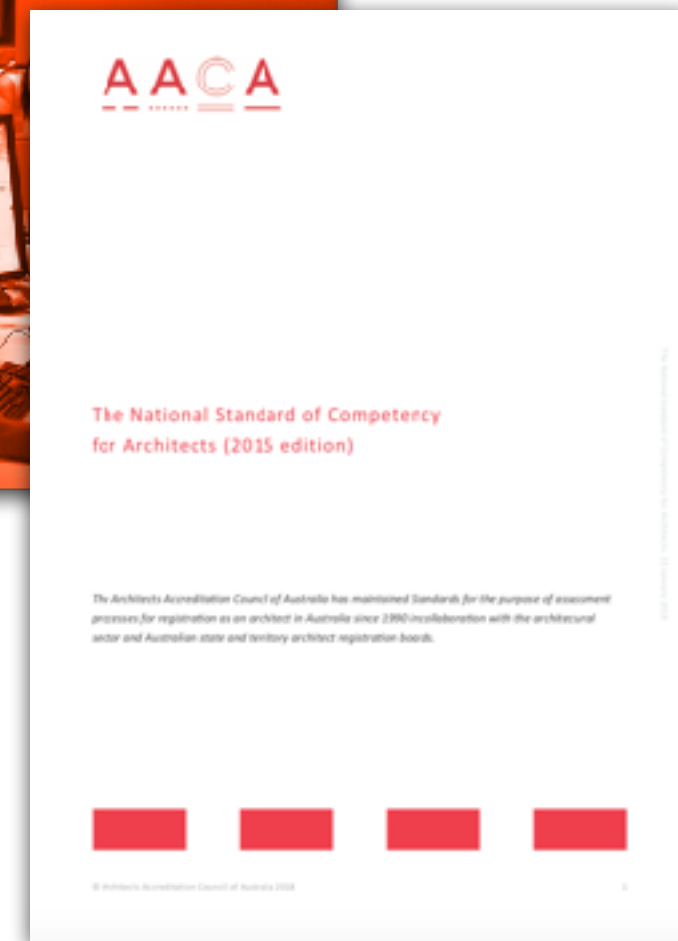

A

architects.nsw.gov.au

Follow the links to 'Publications'

aaca.org.au

Competencystandardforarchitects.aaca.org.au



Part 1: Eligibility

PRACTICAL EXPERIENCE

Minimum
3300

hours in the
15 mandatory
performance
criteria

2
YEARS

OR

Successful
completion
of the BWPrA
or NPrA

Part 1: Eligibility

PRACTICAL EXPERIENCE

STATEMENT OF PRACTICAL EXPERIENCE

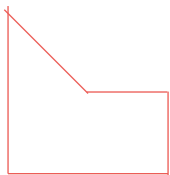
Maximum

2,000

words

or **3,000**

If not supervised
by an architect




\$\$ m² ?? *

+

chronological record
of practice experience

preferably
last **2**
years



indicate role & level
of responsibility
in narrative form

*allow Examiners to assess
scope of work, costs, floor
areas in projects - related to
your Log Book

Statement of Practical Experience

Table of Contents

Introduction	01
Qualifications	01
Professional Recognition and Philanthropic Work	01
Employment History	02
Selected Projects Outlined in the Log Book	03
Conclusion	06

Word Count: 2156

Selected Projects outlined in the Log Book

Mascot Central, 10-25 Kent Road, Mascot, NSW

Period:	March 2013 – June 2014
Site Area:	120,000m ²
Status:	Stage 1 and 2 Completed, Stage III and IV under construction
Cost:	\$250M
Project Type:	Design and Construct - Mixed Use development
Level of Responsibility:	Executive and Participant
Employer:	
Supervising Architect:	

Mascot Central is a large urban intervention within 500m of Mascot train station. The mixed-use development consists of 1200 residential apartments split over seven towers, 150 key Service Apartment, two swimming pools, Supermarket and a commercial 'high street' consisting of 11 tenancies. My involvement in the project was from day 1 with a team of 3 people, up to a peak of 15 staff members during the tender and construction documentation stages.

The project began after a rezoning of a 1.5Ha commercial site to residential use. I was involved from the initial urban design principals adopted by P+W Architects where it quickly became apparent that the project would require a departure from the Botany Municipal Council LEP and DCP legislative requirements in order to achieve the Apartment Design Guide's solar access and cross ventilation needs.

(Element 2.2 – 3.4 – 5.3 – 5.6)

I was involved in client and consultancy meetings which informed PTW's process in the coordination of perspective renderings, drawings and SPDDP architectural design reports suitable for presentation to the Joint Regional Planning Panel (JRP) and DA approval.

(Element 1.2 – 1.4 – 2.1 – 2.2 – 3.4 – 5.3 – 6.1 – 6.2 – 6.3 – 6.4)

As the client wanted to move directly into the next stages of the project we continued documentation before approval had been granted. As the project team grew my responsibility changed, the project was broken into four stages, each with a 'quadrant' load. I was responsible for the documentation delivery of stage 1 moving towards CC. Initially, I was involved with structural coordination and facade detailed design, working through buildability issues with the precast modulation around windows and various client driven variations such as mix changes.

(Element 1.4 – 2.2 – 3.4 – 5.3 – 6.1 – 6.2 – 6.3 – 6.4 – 6.5 – 6.6 – 6.7)

When the DA was under public exhibition there was a complaint from a neighbouring stakeholder which resulted in a major redesign of 'stage 1'. This gave me the opportunity to gain experience working with AS1428.2 while replanning the accessible apartments and AS2050 parking standard for Class 2 to 3 buildings. When planning approval was granted we immediately submitted drawings suitable for a staged CC and also 650 modifications.

(Element 3.4 – 5.3 – 6.1 – 6.3 – 6.4 – 6.8)

When the staged construction process began, the retaining wall was completed for the whole site capped and then excavation began for stage I and II. While this was happening further detailed design work continued. I was involved with coordinating the substation design with the Ausgrid ASF3 accredited electrical engineer.

(Element 1.2 – 1.4 – 2.1 – 2.2 – 3.4 – 5.3 – 6.1 – 6.2 – 6.3 – 6.4)

03

aaca

Architects Accreditation Council of Australia

Architectural Practice Examination (APE) AACA Eligibility Information

Candidate Identification

Full Name
Address

Phone No. Home
Phone No. Work
Phone No. Mobile
Email

State/Territory



East Sydney Building Architects Board
Level 2, 143 Gloucester St
SYDNEY NSW 1501
T: (02) 9214 1100
F: (02) 9214 1101
E: east@eastboard.org.au

NSW Architects Registration Board
Level 2, 143 Gloucester St
SYDNEY NSW 1501
T: (02) 9214 1100
F: (02) 9214 1101
E: registrar@nswboard.org.au

Western Sydney Architects Board
Ground Floor, 100 Macquarie St
SYDNEY NSW 1501
T: (02) 9214 1100
F: (02) 9214 1101
E: registrar@wswboard.org.au

South of Australia Architects Board
Level 2, 143 Gloucester St
SYDNEY NSW 1501
T: (02) 9214 1100
F: (02) 9214 1101
E: registrar@southboard.org.au

THE ACTING BOARD OF ARCHITECTS
Level 2, 143 Gloucester St
SYDNEY NSW 1501
T: (02) 9214 1100
F: (02) 9214 1101
E: registrar@actboard.org.au

Board of Architects of Tasmania
Level 2, 143 Gloucester St
SYDNEY NSW 1501
T: (02) 9214 1100
F: (02) 9214 1101
E: registrar@tasboard.org.au

Architects Registration Board of Victoria
Level 2, 143 Gloucester St
SYDNEY NSW 1501
T: (02) 9214 1100
F: (02) 9214 1101
E: registrar@vicboard.org.au

Architects Board of Western Australia
Level 2, 143 Gloucester St
SYDNEY NSW 1501
T: (02) 9214 1100
F: (02) 9214 1101
E: registrar@wa-board.org.au

aaca

Architects Accreditation Council of Australia

Part 1 - APE Eligibility Competency Summary

Version 4 - January 2018

Candidate: [Name]
State/Territory: New South Wales
Eligibility Status: **Final Review AC-REVISED**

Mandatory Experience						
Element	Element Level	Participant Level	Therapist Level	Element Hours	10 hrs. Composite	10 hrs. Executive
1.1	144	104	1.1	144	✓	✓
1.4	211	103		211	✓	✓
2.1	120	110		233	✓	✓
2.2	43	211		258	✓	✓
3.4	125	105		213	✓	✓
4.1	148	211		258	✓	✓
6.1	161	103		233	✓	✓
6.2	261	100		241	✓	✓
6.3	214	201		443	✓	✓
6.4	457	080		1122	✓	✓
6.5	457	080		1122	✓	✓
7.1	11	39	2	129	✓	✓
8.3	111	104	1	235	✓	✓
8.4	35	57		40	✓	✓
8.5	55	48		105	✓	✓

Sub Total Hrs	01/01	01/04	20
---------------	-------	-------	----

Candidates are required to have:

Total Hours

3904

A minimum of 2100 hours, with:

Experience logged as:

A. All in Executive Level

or B. All in Participant Level

or C. All in Therapist Level

or D. All in Executive Level

or E. All in Executive Level

or F. All in Executive Level

or G. All in Executive Level

or H. All in Executive Level

or I. All in Executive Level

or J. All in Executive Level

or K. All in Executive Level

or L. All in Executive Level

or M. All in Executive Level

or N. All in Executive Level

or O. All in Executive Level

or P. All in Executive Level

or Q. All in Executive Level

or R. All in Executive Level

or S. All in Executive Level

or T. All in Executive Level

or U. All in Executive Level

or V. All in Executive Level

or W. All in Executive Level

or X. All in Executive Level

or Y. All in Executive Level

or Z. All in Executive Level

or AA. All in Executive Level

or AB. All in Executive Level

or AC. All in Executive Level

or AD. All in Executive Level

or AE. All in Executive Level

or AF. All in Executive Level

or AG. All in Executive Level

or AH. All in Executive Level

or AI. All in Executive Level

or AJ. All in Executive Level

or AK. All in Executive Level

or AL. All in Executive Level

or AM. All in Executive Level

or AN. All in Executive Level

or AO. All in Executive Level

or AP. All in Executive Level

or AQ. All in Executive Level

or AR. All in Executive Level

or AS. All in Executive Level

or AT. All in Executive Level

or AU. All in Executive Level

or AV. All in Executive Level

or AW. All in Executive Level

or AX. All in Executive Level

or AY. All in Executive Level

or AZ. All in Executive Level

or BA. All in Executive Level

or BB. All in Executive Level

or BC. All in Executive Level

or BD. All in Executive Level

or BE. All in Executive Level

or BF. All in Executive Level

or BG. All in Executive Level

or BH. All in Executive Level

or BI. All in Executive Level

or BJ. All in Executive Level

or BK. All in Executive Level

or BL. All in Executive Level

or BM. All in Executive Level

or BN. All in Executive Level

or BO. All in Executive Level

or BP. All in Executive Level

or BQ. All in Executive Level

or BR. All in Executive Level

or BS. All in Executive Level

or BT. All in Executive Level

or BU. All in Executive Level

or BV. All in Executive Level

or BW. All in Executive Level

or BX. All in Executive Level

or BY. All in Executive Level

or BZ. All in Executive Level

or CA. All in Executive Level

or CB. All in Executive Level

or CC. All in Executive Level

or CD. All in Executive Level

or CE. All in Executive Level

or CF. All in Executive Level

or CG. All in Executive Level

or CH. All in Executive Level

or CI. All in Executive Level

or CJ. All in Executive Level

or CK. All in Executive Level

or CL. All in Executive Level

or CM. All in Executive Level

or CN. All in Executive Level

or CO. All in Executive Level

or CP. All in Executive Level

or CQ. All in Executive Level

or CR. All in Executive Level

or CS. All in Executive Level

or CT. All in Executive Level

or CU. All in Executive Level

or CV. All in Executive Level

or CW. All in Executive Level

or CX. All in Executive Level

or CY. All in Executive Level

or CZ. All in Executive Level

or DA. All in Executive Level

or DB. All in Executive Level

or DC. All in Executive Level

or DD. All in Executive Level

or DE. All in Executive Level

or DF. All in Executive Level

or DG. All in Executive Level

or DH. All in Executive Level

or DI. All in Executive Level

or DJ. All in Executive Level

or DK. All in Executive Level

or DL. All in Executive Level

or DM. All in Executive Level

or DN. All in Executive Level

or DO. All in Executive Level

or DP. All in Executive Level

or DQ. All in Executive Level

or DR. All in Executive Level

or DS. All in Executive Level

or DT. All in Executive Level

or DU. All in Executive Level

or DV. All in Executive Level

or DW. All in Executive Level

or DX. All in Executive Level

or DY. All in Executive Level

or DZ. All in Executive Level

or EA. All in Executive Level

or EB. All in Executive Level

or EC. All in Executive Level

or ED. All in Executive Level

or EE. All in Executive Level

or EF. All in Executive Level

or EG. All in Executive Level

or EH. All in Executive Level

or EI. All in Executive Level

or EJ. All in Executive Level

or EK. All in Executive Level

or EL. All in Executive Level

or EM. All in Executive Level

or EN. All in Executive Level

or EO. All in Executive Level

or EP. All in Executive Level

or EQ. All in Executive Level

or ER. All in Executive Level

or ES. All in Executive Level

or ET. All in Executive Level

or EU. All in Executive Level

or EV. All in Executive Level

or EW. All in Executive Level

or EX. All in Executive Level

or EY. All in Executive Level

or EZ. All in Executive Level

or FA. All in Executive Level

or FB. All in Executive Level

or FC. All in Executive Level

or FD. All in Executive Level

or FE. All in Executive Level

or FF. All in Executive Level

or FG. All in Executive Level

or FH. All in Executive Level

or FI. All in Executive Level

or FJ. All in Executive Level

or FK. All in Executive Level

or FL. All in Executive Level

or FM. All in Executive Level

or FN. All in Executive Level

or FO. All in Executive Level

or FP. All in Executive Level

or FQ. All in Executive Level

or FR. All in Executive Level

or FS. All in Executive Level

or FT. All in Executive Level

or FU. All in Executive Level

or FV. All in Executive Level

or FW. All in Executive Level

or FX. All in Executive Level

or FY. All in Executive Level

or FZ. All in Executive Level

or GA. All in Executive Level

or GB. All in Executive Level

or GC. All in Executive Level

or GD. All in Executive Level

or GE. All in Executive Level

or GF. All in Executive Level

or GG. All in Executive Level

or GH. All in Executive Level

or GI. All in Executive Level

or GJ. All in Executive Level

or GK. All in Executive Level

or GL. All in Executive Level

or GM. All in Executive Level

or GN. All in Executive Level

or GO. All in Executive Level

or GP. All in Executive Level

or GQ. All in Executive Level

or GR. All in Executive Level

or GS. All in Executive Level

or GT. All in Executive Level

or GU. All in Executive Level

or GV. All in Executive Level

or GW. All in Executive Level

or GX. All in Executive Level

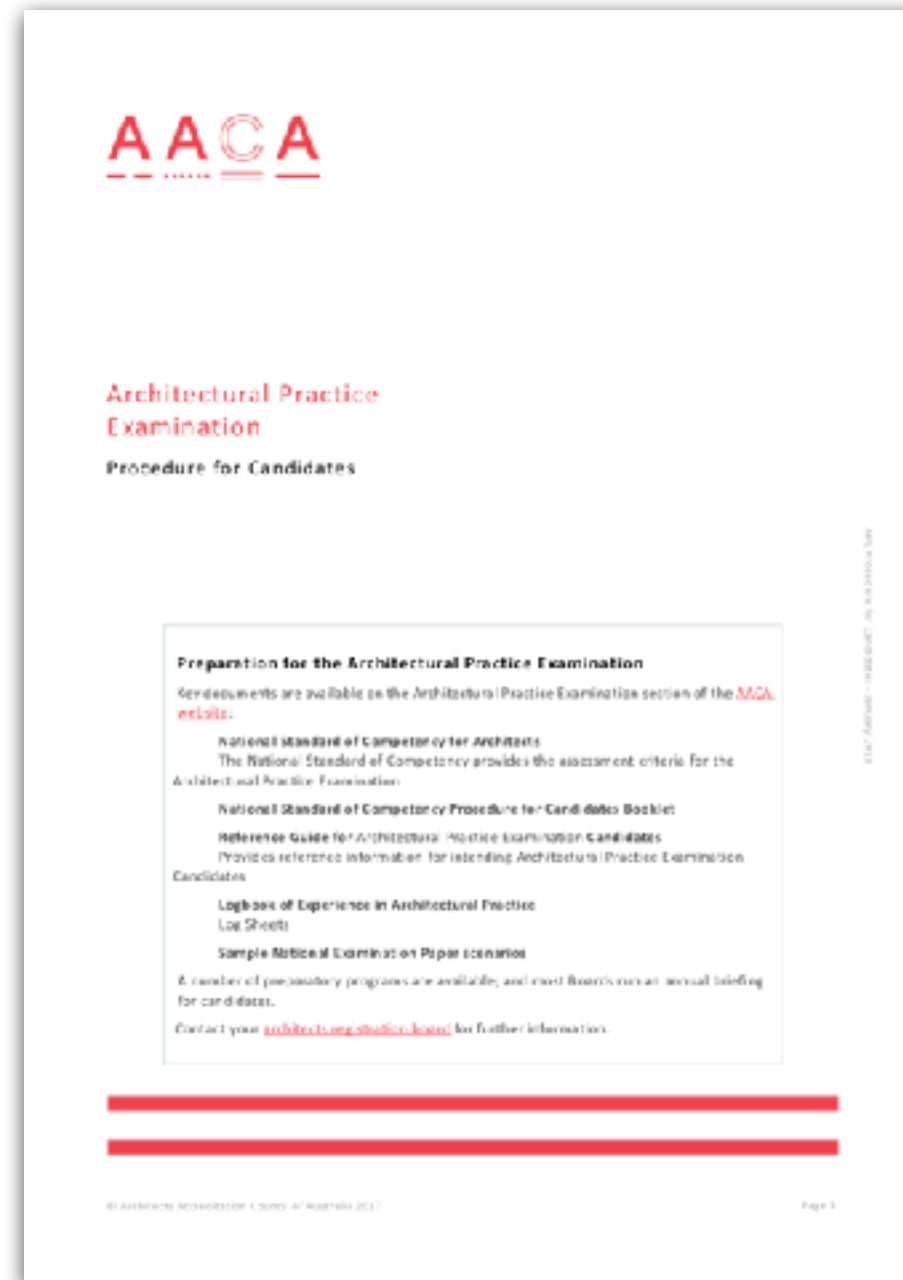
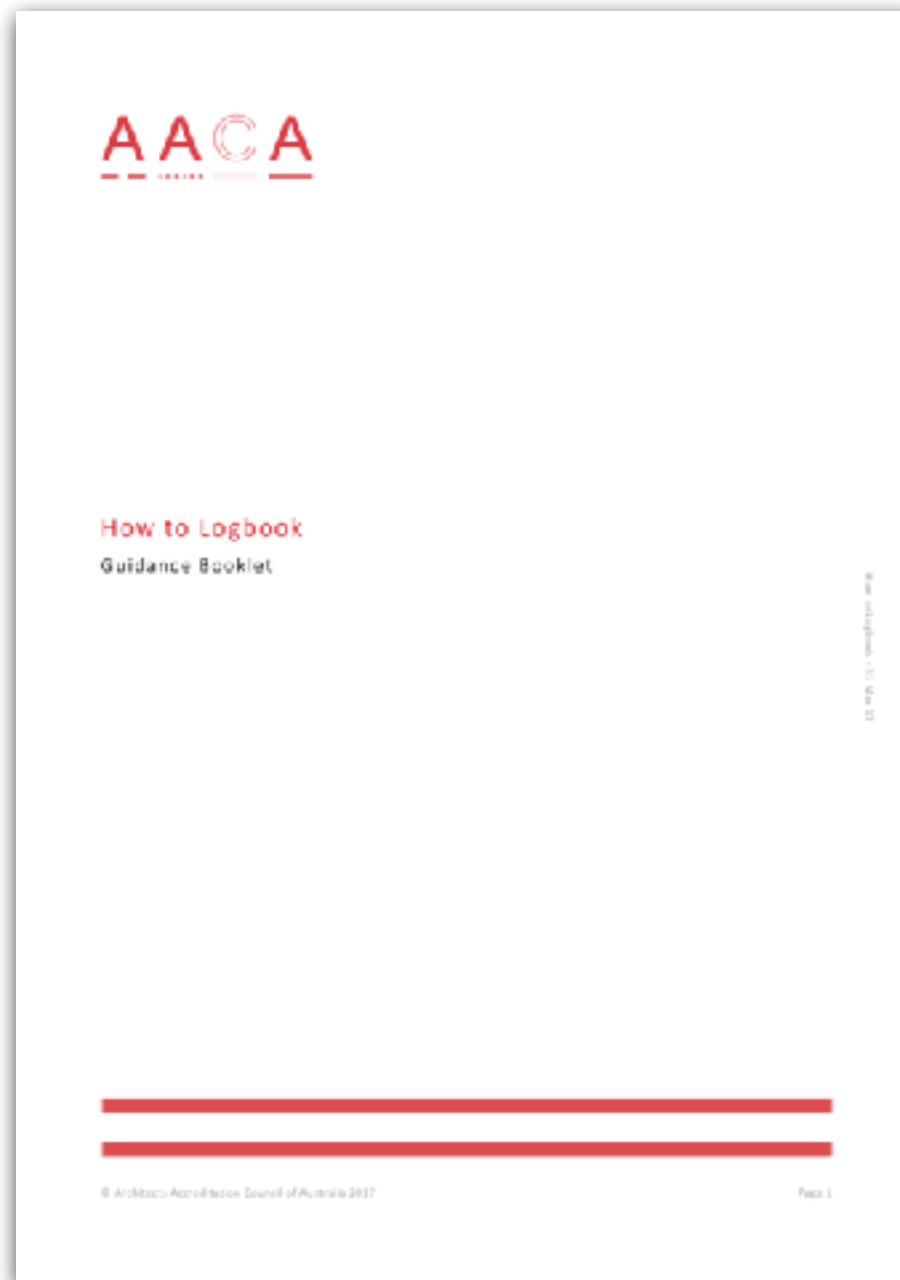
or GY. All in Executive Level

or GZ. All in Executive Level

or HA. All in Executive Level

or HB. All in Executive Level

The essential guides:



aaca.org.au/architectural-practice-examination

Applications open 4-11 Feb 2019!

Getting Registered
Re-registration and Renewals
Continuing Professional
Development (CPD)
Architectural Practice
Examination (APE)
Locally Experienced Practitioner
(LEP)



Architectural Practice Examination and Locally Experienced Practitioner Application

Start

Reference
Number: 7USTXH26

APE Parts / LEP

- **Parts 1 & 2** - Initial Application for Admission and the National Examination Paper (NEP).

Applications for the next round open 4-11 February 2019

- **Part 2 only** - National Examination Paper only.

Applications for the next round open 4-11 February 2019

- **Part 3** - Examination by Interview.

Applications for the next round open mid-April 2019.

- **Locally Experienced Practitioner Program**

An alternative pathway to registration for graduates of Australian accredited architecture programs.

Please complete the application process by using these 5 steps

Step1:	Application Details	Not Completed
Step2:	Name & Contact Details	Not Completed
Step3:	Review Submission	Not Completed
Step4:	Enter Payment Details	Not Completed
Step5:	Application Submitted	Not Completed

NEXT STEP >


www.architects.nsw.gov.au/apc-online-application

Part 2:

National Examination Paper (NEP)

A

- Computer-based
- 9 Scenarios, 45 Questions total
- 70 Minutes to complete
- Detailed feedback
- Tuesday 2 April 2019



Part 2: National exam paper

AACA pilot test form

1	2	3	4	5	6	7	8	9	10	11	12	13	14	15	16	17	18	19	20	21	22	23	24	25	26
27	28	29	30	31	32	33	34	35	36	37	38	39	40	41	42	43	44	45							

01:00:38

Scenario 1 - The architect performs design services without an agreement with the client.

You are at a dinner party and a friend asks if you are interested in helping her and her partner develop a small retail outlet for their start-up company. Over the evening, you chat and start throwing some ideas around.

The next day you go to the office enthused and start developing a striking concept. Some of your staff are available, so you get them to draw up the concept and prepare a 3D computer model. A few days later, the concept is resolved and you phone your friend to come in for a presentation. You advise that the concept is advanced and that you have engaged a sub-contractor to prepare a 3D render to demonstrate the design concept.

She is very surprised that you have started work. The conversation gets awkward and is closed with a statement from her that you were not engaged to do any work and that unfortunately you will not be paid because you had no agreement to proceed.

You have spent over twenty hours of your own time and your staff has spent well over forty hours.

She phones you back a few days later and offers that if you provide the proposal completed, to date at no cost, and if it subsequently proceeds, she is prepared to negotiate a mutually agreeable fee for the balance of the project.

In response to your friend's offer the most appropriate action is to

- ☐ accept the offer, and send a detailed services and fees proposal.
- ☐ send an invoice for just the disbursement cost of the 3-D render.
- ☐ send an invoice for all work completed to date with a detailed services and fees proposal for the balance of the work.
- ☐ advise her that you cannot accept her proposal as providing design services free of charge would breach the Architects Code of Conduct.

Next

Part 2: National exam paper

AACA pilot test form

- There are 9 Scenarios, each with 5 Questions = 45 Questions

Scenario 1 - The architect performs design services without an agreement with the client.

You are at a dinner party and a friend asks if you are interested in helping her and her partner develop a small retail outlet for their start up company. Over the evening, you chat and start throwing some ideas around.

The next day you go to the office enthused and start developing a striking concept. Some of your staff are available, so you get them to draw up the concept and prepare a 3D computer model. A few days later, the concept is resolved and you phone your friend to come in for a presentation. You advise that the concept is advanced and that you have engaged a sub-contractor to prepare a 3D render to demonstrate the design concept.

She is very surprised that you have started work. The conversation gets awkward and is closed with a statement from her that you were not engaged to do any work and that unfortunately you will not be paid because you had no agreement to proceed.

You have spent over twenty hours of your own time and your staff has spent well over forty hours.

She phones you back a few days later and offers that if you provide the proposal completed, to date at no cost, and if it subsequently proceeds, she is prepared to negotiate a mutually agreeable fee for the balance of the project.

In response to your friend's offer the most appropriate action is to

- ☐ accept the offer, and send a detailed services and fees proposal.
- ☐ send an invoice for just the disbursement cost of the 3-D render.
- ☐ send an invoice for all work completed to date with a detailed services and fees proposal for the balance of the work.
- ☐ advise her that you cannot accept her proposal as providing design services free of charge would breach the Architects Code of Conduct.

Next

Part 2: National exam paper

AACA pilot test form

1	2	3	4	5	6	7	8	9	10	11	12	13	14	15	16	17	18	19	20	21	22	23	24	25	26
27	28	29	30	31	32	33	34	35	36	37	38	39	40	41	42	43	44	45							

01:00:38

- You have 70 minutes.
- A countdown timer is always visible on-screen

Scenario 1 - The architect performs design services without an agreement with the client.

You are at a dinner party and a friend asks if you are interested in helping her and her partner develop a small retail outlet for their start up company. Over the evening, you chat and start throwing some ideas around.

The next day you go to the office enthused and start developing a striking concept. Some of your staff are available, so you get them to draw up the concept and prepare a 3D computer model. A few days later, the concept is resolved and you phone your friend to come in for a presentation. You advise that the concept is advanced and that you have engaged a sub-contractor to prepare a 3D render to demonstrate the design concept.

She is very surprised that you have started work. The conversation gets awkward and is closed with a statement from her that you were not engaged to do any work and that unfortunately you will not be paid because you had no agreement to proceed.

You have spent over twenty hours of your own time and your staff has spent well over forty hours.

She phones you back a few days later and offers that if you provide the proposal completed, to date at no cost, and if it subsequently proceeds, she is prepared to negotiate a mutually agreeable fee for the balance of the project.

☐ accept the offer, and send a detailed services and fees proposal.

☐ send an invoice for just the disbursement cost of the 3-D render.

☐ send an invoice for all work completed to date with a detailed services and fees proposal for the balance of the work.

☐ advise her that you cannot accept her proposal as providing design services free of charge would breach the Architects Code of Conduct.

Next

Part 2: National exam paper

AACA pilot test form

1	2	3	4	5	6	7	8	9	10	11	12	13	14	15	16	17	18	19	20	21	22	23	24	25	26
27	28	29	30	31	32	33	34	35	36	37	38	39	40	41	42	43	44	45							

01:00:38

Scenario 1 - The architect performs design services without an agreement with the client.

You are at a dinner party and a friend asks if you are interested in helping her and her partner develop a small retail outlet for their start-up company. Over the evening, you chat and start to develop a concept for the project.

The next morning, you email your friend a concept design for the project. A few days later, the concept is resolved and you invite your friend to come in for a presentation. You show her the concept design and she is very impressed. She asks you to provide a 3D render to demonstrate the design concept.

She is very surprised that you have started work. The conversation gets awkward and is closed with a statement from her that you were not engaged to do any work and that unfortunately you will not be paid because you had no agreement to proceed.

You have spent over twenty hours of your own time and your staff has spent well over forty hours.

She phones you back a few days later and offers that if you provide the proposal completed, to date at no cost, and if it subsequently proceeds, she is prepared to negotiate a mutually agreeable fee for the balance of the project.

In response to your friend's offer the most appropriate action is to

- ☐ send an invoice for just the disbursement cost of the 3D render.
- ☐ send an invoice for all work completed to date with a detailed services and fees proposal for the balance of the work.
- ☐ advise her that you cannot accept her proposal as providing design services free of charge would breach the Architects Code of Conduct.

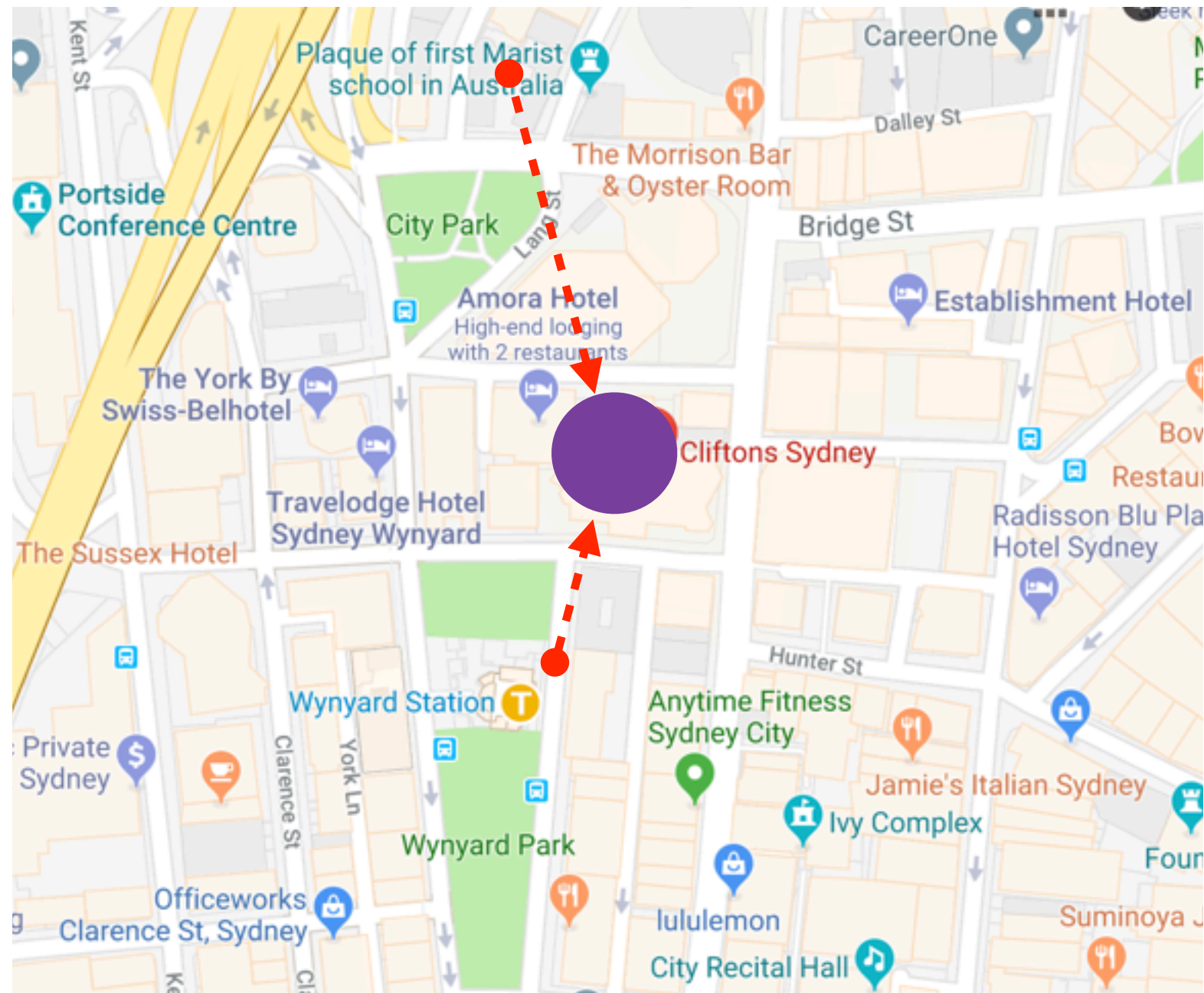
Next

Part 2: National exam paper

2 April 2019

Cliftons
60 Margaret St
SYDNEY 2000

NSW
Architects
Registration
Board
A



Part 2: National exam paper

- All candidates receive detailed feedback

Summary of Examination Scenarios

Scenario Number and Summary	Title	Performance Criteria	Your % Correct
1 A seaside holiday home with a client budget of \$1.2mill	Project briefing and Project Delivery	1.5; 1.6; 2.5; 7.3; 7.5; 7.6; 8.1	100%
2 Engagement of consultants on an industrial building and payment of invoices	Project Briefing	1.1; 6.2; 8.1; 8.3; 9.7	80%
3 A regional state owned public library downsizing its collection	Schematic Design/Inclusion of relevant specialists	1.1; 1.4; 3.4; 6.2; 8.2; 8.5	80%
4 The architect uses inadequate site information to design a retirement village and the project requires a redesign and is delayed.	Project Briefing/Project Risk/Professional Liability	1.1; 1.4; 5.3; 9.7	40%
5 Designing a group of townhouses for a private developer	Project Delivery	8.2	60%
6 Utilising the services of regional based consultants for an art gallery in a 100 year old public hall	Project Briefing/Procurement/Documentation	1.1; 1.6; 6.2; 6.6; 6.8	80%
7 Preparing a design concept for four attached houses which will require planning approval	Documentation	1.1; 5.3; 6.2	60%
8 Assessing extensions of time for liquidated damages for residential project	Project Delivery/Construction Stage	6.8; 8.5	40%
9 Architect for franchised retail outlet comprising car accessories showroom and car workshop	Pre Design	1.1; 2.5; 3.4; 6.8; 7.6	60%

Please use the above feedback for your preparation for the APE Part 3 Examination by Interview.

Part 3: Examination by interview



Conducted by 2 Examiners with at least 5 years practice experience as a registered architect

Between 45 minutes - 1 hour in length

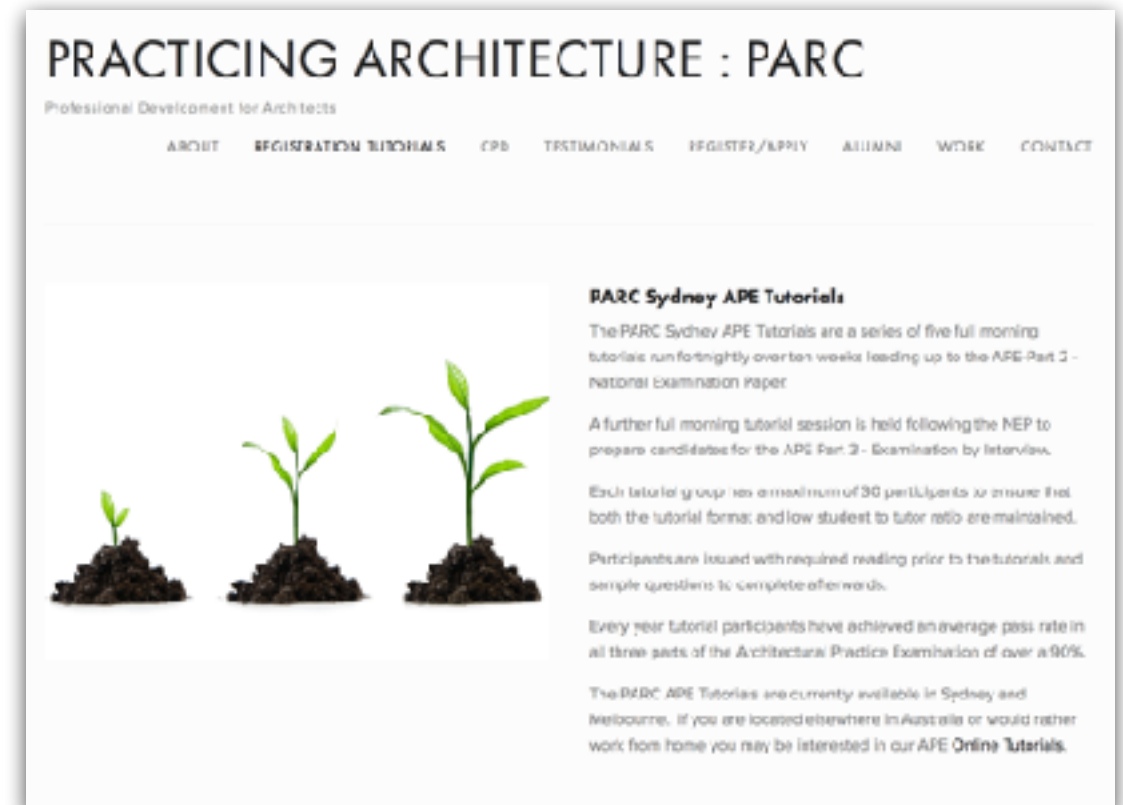
Gain an overall view of the candidate's experience and ability to deal with practice issues

A competency based assessment of your knowledge and experience, so review your NEP results and the NSCA

Preparing?



pals.architecture.com.au

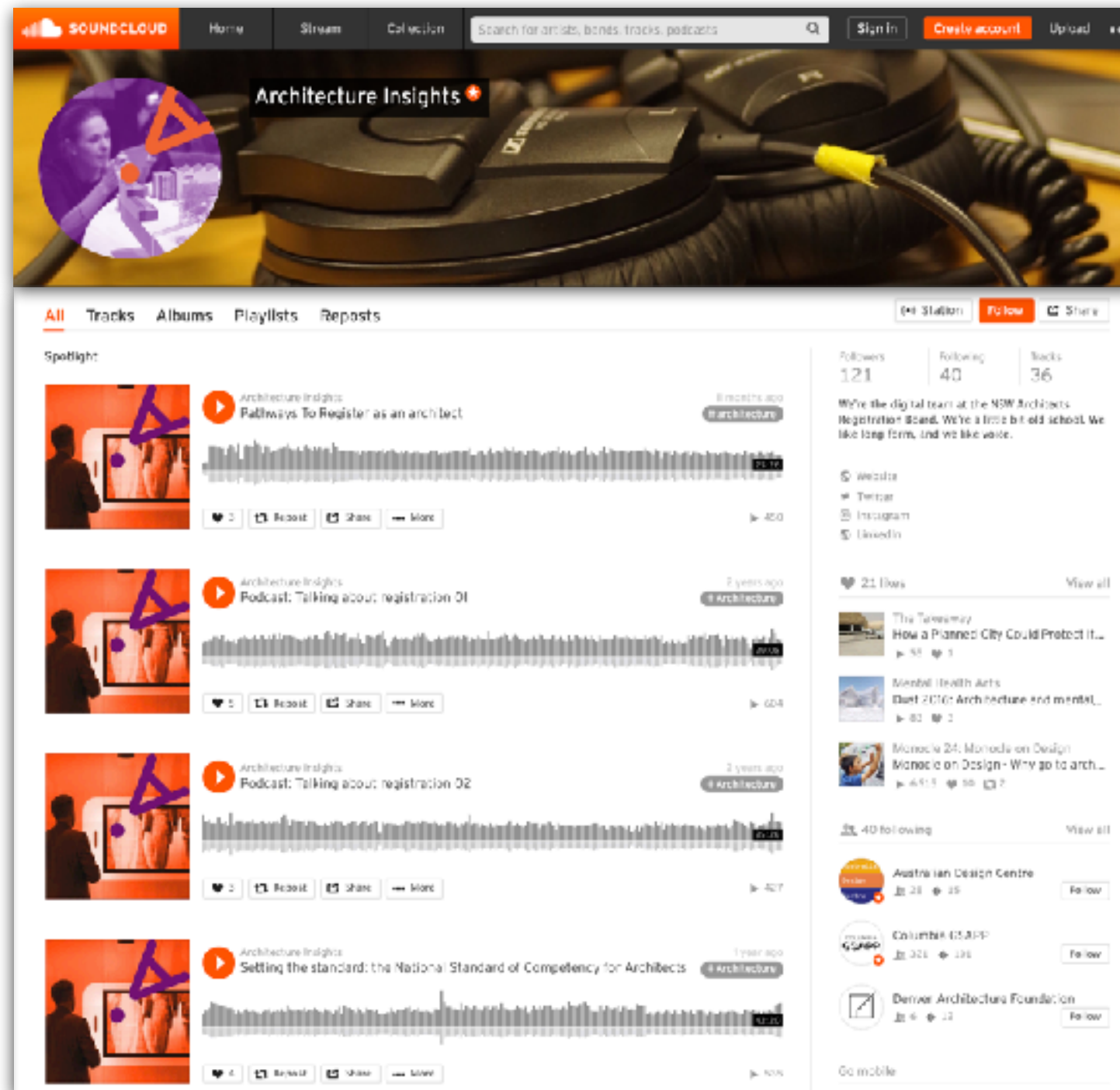


practicingarchitecture.com.au

ARB Podcasts on Registration

NSW
Architects
Registration
Board

A



Extra info?

[About Us](#) | [Contact Us](#) | [Privacy Policy](#) | [Disclaimer](#) | [Feedback](#) | [Publications](#)



National Standard of Competency for Architects

The Standard for architectural education and assessment of professional competency prior to registration as an Architect in Australia

Welcome to AACA



Architects in Australia



Pathways to Registration



Accreditation of Architecture Programs



Architectural Practice Examination



Architecture Qualification Assessment



Experienced Practitioner Assessment



Exams



Architect Registration Boards



Questions?

News

A big thank you to everyone that completed our survey last year. We had a total of 2773 responses!

[Information for NPA Candidates](#)

[Notice for APE Candidates](#)

Seasons' Greetings from all of us at AACA. Our office will close on Thursday 20 December, re-opening on Monday 7 January 2019.

Time is running out! Only four days left to have your say!

[Architectural Education and the Profession: Survey of Practitioners - HAVE YOUR SAY!](#)

[20 Nov Update:](#)

Session 2 Dates:

Part 1 & 2 Applications: 1 - 5 July 2019

National Examination Paper: 20 August 2019

Part 3 Examination by Interview: October

Education



Australian Deans
of the Built Environment
and Design

ADBED

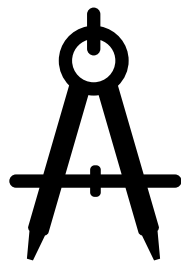
Association of
Architecture Schools
of Australasia

AASA

AACA

Architects
Accreditation
Council of
Australia

Practice



Practice
Networks

Association
of Consulting
Architects

ACA

Australian
Institute of
Architects

AIA

SONA

EMAGN


Architects
Registration
Board

ARB

Government
Architect

GAO

Regulation



nsw.gov.au

Industry

Government

Questions?

mail@architects.nsw.gov.au

02 9241 4033

NSW
Architects
Registration
Board

