



Annual Report
2014 2015

NSW
Architects
Registration
Board



NSW
Architects
Registration
Board

Address
Level 2
156 Gloucester Street
Sydney, NSW 2000

T 02 9241 4033
mail@architects.nsw.gov.au
www.architects.nsw.gov.au
@ArchInsights

Hours of business
9am to 5pm
Monday to Friday

Annual Report 2014-2015

CONTENTS

3	Aims and objectives
4	Management and structure <ul style="list-style-type: none">Board membersBoard Examiners and AssessorsBoard Governance
8	Management and Activities <ul style="list-style-type: none">Registering Architects<ul style="list-style-type: none">Status of the Review of the Architects Act (2010)Profile of architects in Registered in NSWNational and International Connections - Architects Accreditation Council of Australia
13	Protecting Consumers <ul style="list-style-type: none">Complaints against the professional conduct of architectsOffences Relating to the Practice of Architecture S.9 & 10 of the Act
15	Informing the Public <ul style="list-style-type: none">Story of an architectural projectResearch & Development: Measuring up - the architecture of innovationDigital platforms
16	Promoting Architecture <ul style="list-style-type: none">Sydney Architecture Festival 2014architectureinsights.com.auMADE by the Opera HouseArchitects MedallionByera Hadley Travelling Scholarships
18	Statutory Obligations
ANNEXURE A	Financial Management <ul style="list-style-type: none">Independent Auditors ReportStatement by Board MembersFinancial Statements for the Period ended 30 June 2015
ANNEXURE B	Budget 2015-2016
ANNEXURE C	Digital Information Security Annual Attestation

Aims and objectives

The NSW Architects Registration Board administers the Architects Act 2003, the legislation regulating architects in NSW. The Board's key role is to protect consumers of architectural services.

The Board;

- maintains an accurate Register of Architects and a List of Architect Corporations and Firms;
- operates a fair, effective, and open procedure for investigating and hearing complaints;
- sanctions architects who breach the Architects Act and individuals or firms who represent themselves as an architect when they are not entitled to do so;
- conducts examinations for registration as an architect;
- administers scholarships and awards;
- promotes a better understanding of architectural issues in the broader community.

Management and structure: Board Members

The Board includes six members who are architects, and five members who are not architects:

Richard Thorp AM	Board President, architect appointed by the Minister
Peter Poulet	NSW Government Architect and elected Deputy President
Joe Agius	immediate past president of the Australian Institute of Architects NSW Chapter (term commenced March 2015)
Matthew Pullinger	immediate past president of the Australian Institute of Architects NSW Chapter (term ended February 2015)
Catherine Lassen	architect representative from the University of Sydney / New South Wales (re-appointed from April 2015)
Sue Weatherley	representing the views of local government in respect of the quality of building
Peter Salhani	representing the views of home owners as consumers of architectural services
Milly Brigden	representing the view of the property industry
Sam Elmir	representing the views of the building industry
Matthew Curll	legal practitioner
Ingrid Pearson	elected architect member (term ended October 2014)
Peter Sarlos	elected architect member (term commenced November 2014)
Nigel Bell	elected architect member

Board Meeting Attendances for Year Ending 30 June 2015

NAME	JUL	AUG	SEP	OCT	NOV	DEC	JAN	FEB	MAR	APR	MAY	JUN	TOTAL
R THORP (A/M)	√	LOA	√	LOA	√	√	N/M	LOA	√	√	√	√	
P POULET (ExO)	√	√	√	√	A	√	N/M	√	√	√	√	A	
I PEARSON (E)	A	√	√	√	-	-	N/M	-	-	-	-	-	
N BELL (E)	√	A	√	√	√	√	N/M	√	√	A	√	√	
M PULLINGER (ExO)	√	A	√	√	√	√	N/M	√	-	-	-	-	
C LASSEN (A/S)	√	√	√	√	√	A	N/M	-	-	√	√	A	
S ELMIR (A/M)	A	√	√	√	√	A	N/M	√	√	A	√	√	
M CURLL (A/M)	√	√	LOA	√	√	√	N/M	√	√	√	√	A	
M BRIGDEN (A/M)	√	√	√	√	√	√	N/M	A	√	√	√	√	
P SALHANI (A/M)	√	√	√	A	√	A	N/M	√	√	√	√	√	
S WEATHERLEY (A/M)	√	√	√	√	A	A	N/M	√	√	A	A	√	
P SARLOS (E)	-	-	-	-	√	√	N/M	√	√	A	√	A	
J AGIUS (ExO)	-	-	-	-	-	-	N/M	-	√	√	√	√	

<i>E</i>	<i>Elected</i>	<i>N/M</i>	<i>No Meeting</i>
<i>Ex-O</i>	<i>Ex-Officio</i>	<i>LOA</i>	<i>Leave Of Absence</i>
<i>A/M</i>	<i>Appointed By Minister</i>	<i>A</i>	<i>Absent</i>
<i>A/S</i>	<i>University Appointee</i>		

An honorarium is paid to each Board member for their Board and other related committee work. These fees are in line with the policies established by the Premier's Office for the 2014/2015 period.

The Board meets on the third Wednesday of each month. In addition to monthly board meetings each member participates on one or more of the Board's Standing Committees or Work Groups to oversee projects.

Management and structure: Board Examiners, Assessors and Panel Members

The Board draws upon the services of architects to serve as examiners and assessors for the AACA Architectural Practice Examination, the Review of Academic Equivalence for the assessment of architectural qualifications gained overseas, for accrediting APEC Architects, and for the NSW Built Work Program of Assessment. Fees are paid to examiners assessing candidates for these purposes.

Architectural Practice Examination Panel

T Alexander	P Gallagher	J Ladd-Hudson	M Roberts
J Baker	M Gaston	E Lee	S Rofail
M Bayl-Smith	B Giles	M Levy	D M Russell
M A Beattie	L Gosling	F Lewis	J Ryan
G Bensen	P Gosling	K Loseby	G Saborido
J Bilmon	D Gosper	J Lukazcewicz	J Schneller
R Blackmore	C Griffiths	C Macdonald	M Sheldon
M Boffa	G Gonzalez	I McCaig, <i>Convenor</i>	M Shoolman
P J Briggs	C Gunton	B McDonald	B Sonter
G M Brock	R Hawkins	B McHarg	M Standley
R Brennan	M Heath	D McKendry-Hunt	R Stevens
T Browne	T Helyar	P McLeod	A Thomas
R Cahill	D Holm	P McNevin	M Thornton
M Bullen	R Hudson	D Moon	A Tribe
A Chistiakoff	G Humphrey	J Moorcroft	D Vander Breggen
L Cockburn	E Insausti	N Nicotra	H Webster
K Cockings	J Jackson	E M Prineas	D Wilson
R Costa	S J Jamison	M Raad	R Yuen
J Delohery	M E Jones	R Ratcliffe	
R Edgar	C M Jones	J F Rayner	
P Fung	A Kaplun	P Reed	

NSW Review of Academic Equivalence Panel

P Bardsley	C Griffiths	M Pullinger	H Webster
A Boddy	J Ladd-Hudson	G Reinmuth	
M Bayl Smith	S Morgan	S Rofail	
P Briggs	P O'Carrigan	M Thornton	

Built Work Program of Assessment Panel

M Boffa	J Ladd-Hudson	B McDonald	K Orr
D M Russell	D Vander Breggen		

NSW Representatives to APAP

P Armstrong	P Gallagher	R Neeson	M Pullinger
G Bell	C Lassen	K Orr	P Reed
A Boddy	H Lochhead	P O'Carrigan	D Vander Breggen
V L Cox	S Morgan	P Poulet	
T Finney	P Mould	C Pidcock	

A total of ninety five (95) individuals comprise the Examiners and Assessors pool; comprising 68% male, and 32% female.

Management and structure: Board Governance

NSW Architects Registration Board Governance Statement

The work of the Board derives from the objectives and functions of the Board included in the Act. There are specific Board delegations outlined in the Act. The operational priorities are identified in the Corporate Plan which is reviewed and renewed as appropriate on an annual basis. The Board has a Committee structure in place with defined responsibilities.

The Board's Workplace Health and Safety policy and procedures are updated in line with relevant legislative procedures every three years.

The Board maintains appropriate insurances including Workers' Compensation, Public Liability and Contents insurance and Association Liability insurance for the protection of Board Members. These insurances are reviewed annually to ensure appropriate cover.

The Board contracts the services of external consultants to maintain plant (the separate air conditioning system) and IT equipment and software. A backup system for IT records is in place and so is a Disaster Recovery Plan that is maintained by an external consultant. The Board maintains and updates the asset register on an annual basis.

Independent legal advice is sought as required, and accounting services are provided on a consultancy basis by Service First of Finance and Services. Other professional advice is sought on an as needs basis.

Authority for making decisions rests with the Board unless specifically delegated to a Committee or the Registrar as outlined in the Board's Delegations Framework. There is a financial delegation of \$5,000 in place in relation to expenditure by the Registrar without referral to the Board. Specification delegations arise out of the Board's Annual Corporate Plan. Recommendations and decisions are minuted at each Board meeting.

Board Financial Management Framework

The Board Financial Management Framework outlines the Board's financial policies and procedures for handling all financial matters in the Board. The Framework is updated regularly to reflect Government policies, Directives and Memoranda, Board decisions and relevant policies, and is reviewed regularly to incorporate appropriate improvements proposed by staff.

Committees and workgroups

The Board has established a number of Committees.

Under the provisions of S 62 (1) of the Architects Act *the Board may establish Committees to assist it in connection of any of its functions. And (2) it does not matter that any or all of the members of the committee are not members of the Board. [Note: this provision does not apply to Complaint Committees established by the Board]*

Board Committees are supported by the Registrar and staff as appropriate. As at 30 June 2015 the following Committees were in operation;

Complaints Committee

The Complaints Committee oversees the statutory obligations imposed upon the Board relating to disciplinary complaints against the conduct of architects, and complaints about individuals, corporations and firms representing themselves to be architects.

Members: Matthew Curll (Chair), Milly Brigden, Nigel Bell, Ingrid Pearson, Peter Salhani, Matthew Pullinger, Sam Elmir.

Finance and Risk Committee

In April 2015, the Finance and Remuneration Committee endorsed a change in the title of the Committee reflecting a renewed focus on sound financial oversight, and prudent risk management. The Committee is now called the Finance and Risk Committee - incorporating the functions of the Finance and Remuneration Committee, and the Audit and Risk Committee. The Committee meets at least three (3) times a year.

Members: Sue Weatherley (Chair), Richard Thorp and Peter Poulet.

Income

The Board is entirely funded by fees levied upon architects and architect corporations and firms and examination fees.

Fees collected fund the administration of the Board and include contingencies for legal costs, development of information for consumers and general administration. The Board has determined that at least nine months of operational funds should be kept in reserve. The Board administers any reserves in the "Architects Fund" to meet the fourth objective identified in the Architects Act 2003 - to promote a better understanding of architectural issues in the community.

Management and activities: Registering Architects

Qualifications for admission to the Register

Uniform minimum standards of education and training have been adopted by all States and Territories in Australia for registration as an architect. These are the five-years of study from an Australian university or its equivalent, an approved period of practical experience and successful completion of the Architectural Practice Examination (APE). These standards are agreed nationally by the Architects Accreditation Council of Australia (AACA) which is a company limited by Guarantee. The Members of the AACA include the Chair and Registrar of each Architect Registration Board in each State and Territory in Australia.

Approved academic qualifications

Four universities in New South Wales offer approved courses leading to the Master of Architecture degree, being the academic qualification prescribed by the Act. These courses are offered at the schools of architecture at the Universities of Newcastle, New South Wales, Sydney and the University of Technology,

Academic courses from NSW universities are reviewed by the Australia and New Zealand Process for Accreditation of Architecture Programs, owned by the Architects Accreditation Council of Australia and the Australian Institute of Architects. Under this process, National Visiting Panels provide recommendations regarding the accreditation of qualifications to the Board for a maximum period of five years.

Architectural Practice Examination (APE)

The final qualification for registration as an architect in NSW is the successful completion of the Architectural Practice Examination, established by AACA and administered by the State/Territory Registration Boards. In New South Wales 245 candidates were admitted to the examination and 196 were successful for the period 1 July 2014 to 30 June 2015. This represents an 80% success rate.

Mutual Recognition

The Act facilitates freedom of movement of architects registered in other States and Territories of Australia between the respective jurisdictions. The Board normally approves an applicant for registration in New South Wales on completion of the prescribed application form and payment of the annual registration fee. In the reporting year, 89 interstate architects were admitted to the NSW Register under the terms of the Mutual Recognition Act.

Trans Tasman Mutual Recognition Agreement (TTMRA)

As a result of the Federal Government's passage of legislation mirroring that of the New Zealand Government, the TTMRA allows mutual recognition of registration between Australia and New Zealand. In the reporting year, one (1) architect from New Zealand was admitted to the NSW Register under the terms of the TTMRA.

Built Work Program of Assessment (BWPrA)

The BWPrA is a program of assessment conducted by the Board for persons who do not have the tertiary academic qualification in architecture and who wish to apply for registration as an architect in NSW. The BWPrA is based on a person's ability to demonstrate defined competencies from a complex built project in Australia. Four (4) applications for admission into the program were received by the Board in the reporting year and three (3) candidates successfully completed the program.

Management and activities: Status of the Review of the Architects Act (2010)

Review of the Architects Act

The Report of the Statutory Review of the Architects Act 2003 was received by Parliament in December 2010. However a Bill to formally amend the Act with amendments recommended in the Report remains still to be presented to Parliament.

The drafting of this Amendment Bill was originally pending the completion of the review into licensing in NSW conducted by the Independent Pricing and Regulatory Review (IPART). The IPART report *Reforming Licensing in NSW - Review of licence rationale and design* was released in September 2014.

IPART's recommendation on the registration of Architects in NSW was as follows;

At this time, we do not recommend abolishing architect registration in NSW. Instead, we support continued efforts towards the creation of a national register of architects and harmonisation of registration requirements.

During the 2014-2015 periods, the status of the Bill to amend the Architects Act was unchanged from the 2013-2014 periods.

Management and activities: Profile of architects registered in NSW

Number of registrants

2010	2011	2012	2013	2014	2015
4168	4289	4276	4064	4487	4762
Practising /Non-Practising					3930 / 832

New enrolments

2010	2011	2012	2013	2014	2015
233	182	212	164	319	321

Qualification of New Registrants	2011 - 2012	2012 - 2013	2013-2014	2014-2015
Qualified in NSW	106	84	193	167
Qualified in Interstate schools	12	10	21	36
National Program of Assessment	2	2	2	1
NZ/Singapore/HK graduates	11	3	11	8
Qualified from overseas schools	29	13	21	13
Mutual Recognition Act (Interstate)	49	41	67	89
TTMRA (New Zealand)	1	5	4	1
Temporary Registration (NSW)	1	3	0	3
APEC Architect				3
Total	213	164	319	321

Location of Registrants

	NSW	ACT	NT	QLD	SA	TAS	VIC	WA	O'SEAS
Prac	3330	57	6	189	23	13	163	11	138
NonPrac	679	8	1	35	8	2	29	8	62

Age range	Full Registration			Non-Practising		
	M	F	Total	M	F	Total
90 +	1	0	1	5	0	5
80 to 89	14	0	14	66	5	71
70 to 79	180	6	186	226	19	245
60 to 69	693	64	757	210	22	232
50 to 59	736	210	946	66	24	90
40 to 49	696	313	1009	51	49	100
30 to 39	536	365	901	31	53	84
20 to 29	70	46	116	2	3	5
Total	2926	1004	34% 3930	657	175	832

Architect Corporations and Firms

Part 2 Division 2 Section 11 of the NSW Architects Act states that a company or business must have a nominated architect/s responsible for the provision of architectural services in order to be considered as an architect corporation or firm.

Corporations and firms are active if there is at least one nominated architect whose name appears on the current NSW Register of Architects. A corporation or firm that does not have a nominated architect is considered inactive until a new nomination is received by the Board.

Corporations and Firms in NSW

Number of active Corporations/Firms as at 30 June 2015: 1344

National and International Connections

The Architects Accreditation Council of Australia

Architects Accreditation Council of Australia

The Architects Accreditation Council of Australia (AACA) is the national organisation responsible for establishing, coordinating and advocating national standards for the registration of architects in Australia and for the recognition of Australian architects overseas by the relevant Registration Authorities.

AACA is constituted of nominees from each of all the State and Territory Architects Registration Boards in Australia. The President and Registrar of the Architects Registration Board are members of the AACA. The President of the Board, Richard Thorp AM, is currently the President of the AACA.

Key priorities of the AACA include overseeing the review of the process undertaken to determine the Academic Equivalence of Overseas Qualifications for the purpose of registration and supporting a move towards common requirements in all jurisdictions for continuing registration.

The AACA reviews and ratifies the appointment of examiners and assessors and monitors the Review of Academic Equivalence (RAE), Architectural Practice Examination (APE) and the National Program of Assessment (NPrA). AACA also facilitates the examination of professional practice throughout Australia. On satisfactory completion of the APE, an applicant may apply for registration at a State or Territory registration Board.

A Registrars' Network comprising the Registrars from the State and Territory Registration Boards from around Australia shares information and facilitates, within the constraints of respective State and Territory legislation, streamlining administrative procedures that must be followed by architects and architect corporations across Australia.

APEC Architect

Asia Pacific Economic Cooperation (APEC) is a cooperative association between 21 regional economies, founded to promote economic and technical cooperation in the Asia-Pacific region. APEC builds on WTO General Agreement on Trade and Services (GATS) principles for the progressive liberalisation of trade in services through the reduction of regulatory restrictions, leading to reciprocal agreements between member economies where appropriate.

The APEC Architect framework is a direct response to these commitments.

Australia, along with a number of other APEC member economies, has agreed to participate in the APEC Architect framework.

The aim of the framework is to facilitate the access of APEC Architects to independent practice within the Region.

Those economies who are participating in the framework are Australia, Canada, People's Republic of China, Hong Kong, China, Japan, Republic of Korea, Malaysia, Mexico, New Zealand, Republic of the Philippines, Singapore, Chinese Taipei, Thailand and United States of America.

A Central Council has been established by the participating economies. Each participating economy has established a Monitoring Committee to take responsibility for administration of the APEC Architect framework in that economy.

Protecting consumers

Complaints against the professional conduct of architects

Thirteen (13) matters were received in this reporting year. Four (4) matters were determined as not guilty of unsatisfactory professional conduct. Two (2) matters were dismissed. In one (1) matter the Architect was found guilty of unsatisfactory professional conduct. Six (6) matters remained under investigation after the 2014-2015 reporting period.

Thomas Pal

Pursuant to Section 43 (4)(a) of the Act the Board found the Architect guilty of unsatisfactory professional conduct. Whilst the Board was mindful the Architect may not have been aware of his obligation to complete the execution of services once the notice of termination had been served, the Architect was reprimanded for failing to provide services for which the Architect had been paid, notwithstanding the actions of others who may or may not have exerted influence over the direction taken on the project.

In addition, and pursuant to Section 43 (4)(f) of the Act, the Board ordered that mentoring would be beneficial by a senior practitioner mentor of the Board's selection.

Towards alternative dispute resolution

In the reporting year, the Board commenced scoping work towards an alternative dispute resolution (ADR) pathway for consumers, and their architects. The Board regularly receives calls from the public seeking advice on issues that may be currently unfolding on site, or at a critical phase where early intervention by an honest broker can assist.

The Board's existing Complaints process is an effective mechanism to discipline architects who are found to have acted unprofessionally or incompetently. However the complaints process can take 5-10 months to resolve a determination, so developing a more responsive pathway is desirable to provide choice where resolution of the issue may deliver greater value to the consumer sooner, and avoid a complaint altogether.

The Board is permitted to engage in mediation or alternative dispute resolution to resolve a complaint. It is the Board observation that early intervention, timeliness and appropriate case management often assists in improved outcomes for all parties involved.

The Board has implemented the following strategies to better monitor timeliness in enforcement procedures;

- A *Triage Register* to document initial enquiries from consumers on the nature of their concerns/complaints and their rights under the Act including the right to make a formal complaint. Forty nine (49) enquiries were logged on the Register. Ten (10) of these proceeded to a complaint. Thirty nine (39) complaints were avoided or resolved by early advice and action.
 - o 14% of enquiries related to Design
 - o 28% of enquiries related to Documentation
 - o 13% of enquiries related to Project Management
 - o 45% of enquiries related to Practice Management
- A *Complaints Register* to complement the Register of Disciplinary Actions and to provide a means to measure the life cycle of the enforcement process.

Offences relating to the practice of architecture

Section 9 and 10 of the Act

The use of the title 'architect' is protected by the Architects Act 2003, and can only be used by persons who are on the NSW Register of Architects. If architectural services are provided by a corporation or firm, then the entity must have nominated at least one person who is responsible for the architectural services provided. This person or persons (known as the 'nominated architect/s') must be on the NSW Register of Architects.

Architects must have professional qualifications, completed a period of practical experience in architecture and have passed the Architectural Practice Examination before applying to be enrolled on the NSW Register. Architects are bound by the NSW Architects Code of Professional Conduct (Architects Regulation 2012). Architects must maintain professional indemnity insurance appropriate to the services they provide and must undertake a minimum of 20 hours of continuing professional education in each year.

The Board has no jurisdiction over investigating the conduct of persons providing design services if they are not architects.

The Board expresses no view about the quality of design services provided by architects and others, but endeavours to ensure that consumers' choices on providers of building design services are based upon accurate information about the registration status of the service provider. *Working with an Architect* is a resource published by the Board to guide consumers on the architects' roles and obligations to their clients, and vice versa, the role of the clients to assist the realisation of their project. The Board's online searchable database of architects and architect corporations is also used by the public to confirm the status of a person or corporation or firm.

The Board investigates reports of persons or entities illegally representing themselves or others as architects, and monitors classified advertising to check compliance with Section 9 and 10 of the Architects Act. In cases where a potential breach is identified, the individual or entity is given the opportunity to remedy the matter. Where the representation isn't remedied, the Board may take action against the individual or entity in the Local Court.

The Board endorsed action to be taken against one (1) individual or entity in the Local Court in the reporting period. The matter is ongoing.

No. of Investigations	139
Complied	71
Ongoing	68
Not contactable	0

Informing the public

The Board has an obligation to provide general advice to the consumers of architectural services with respect to the ethics and standards of professional competence that are generally expected of architects. The Board uses plain English, common terms and contemporary communication platforms to ensure complex professional and regulatory processes are better understood to reduce the chance of misunderstanding later on.

Story of an architectural project

To inform the public and prospective consumers of architectural services about the complexity of construction, the value and cost saving aspects of good design, and the different role of professionals and occupations in the realisation of a project, the Board commissioned and completed an online resource. Intended as an resource to those considering renovating or building a new home, two short video packages were commissioned in the reporting period to document the journey of a home owner, their experiences and advice. One resource was completed during the reporting period. The second resource commenced during the reporting period. Both resources were released at the Sydney Architecture Festival in October 2015.

Research and development: Measuring up - the architecture of innovation

In late 2013, the Board sought Expressions of Interest for research projects relevant to the Board's functions. In March 2014, submissions were received. Further refinement of the research topic resulted in a team from UTS School of Architecture and School of Business being engaged in June 2015. Draft research outcomes were released at the Sydney Architecture Festival in October 2015. Final research outcomes are expected in the 2015-2016 reporting period.

Digital platforms

The Board maintains a comprehensive web presence to ensure information and resources can be accessed at any time. A strong emphasis is placed on easily downloadable material in the form of pdf publications found on the website. The Board maintains the following digital platforms;

Board website:	283,214 page views during the reporting period
Facebook:	505 followers (increase of 219% on 2013/2014)
Twitter (@ArchInsights):	1,323 followers (increase of 378% on 2013/2014)

The Board aims to continue to increase its public engagement through social media and web resources in the 2015/2016 year.

Promoting architecture

The Board provides information to the NSW public in order to promote architectural issues in the community, and to ensure consumers of architectural services are informed so their rights can be better protected. To do this, the Board partners with industry, not for profit organisations and professional peak bodies to deliver public programs that inform, engage and educate, including;

Sydney Architecture Festival (SAF) 2014

The Sydney Architecture Festival is presented in October/November each year by the Board in partnership with the Australian Institute of Architects (NSW Chapter), key cultural institutions and event producers across the city in the annual celebration of architecture. The Festival includes talks, exhibitions, tours and kids activities are all focused on promoting an understanding of architecture. In 2014/2015 the SAF website attracted around 59,000 visits (an increase of 17.5% on the previous year). Social media (Twitter) generated 1,515,667 impressions with the official Festival hash tag #SydArchFest (an increase of 1550% on the previous year).

www.architectureinsights.com.au

The Board has maintained one of the only contributor-driven websites in NSW dedicated to discussion around architecture, design and urban planning via its www.architectureinsights.com.au. During the reporting period, the Board sought costs on maintaining and upgrading the site to address falling contributions. As a result of this, and following preparation of a comprehensive three year plan to improve communications, the Board endorsed a plan to transfer content to the primary site architects.nsw.gov.au and consolidate communications and engagement through social media and the Board's primary site.

MADE by the Opera House

In honour of the Opera House's 40th Birthday celebrations in October 2013, the Sydney Opera House Trust, Arup, Steensen Varming, NSW Architects Registration Board and The Bikuben Foundation agreed to support, fund and develop a 6-week student exchange programme in order to promote Australian and Danish relations through cross-disciplinary interaction between engineering, architecture and design (of the built environment) students.

This ten year programme commenced in 2014. In August 2014, the five Australian MADE winners for 2015 included;

1. Alex Crowe - Bachelor of Landscape Architecture, University of NSW
2. Julianne Lipmann - Bachelor of Engineering (Civil / Architecture), University of NSW
3. Alasdair Mott - Bachelor of Engineering (Civil)/Design in Architecture, Sydney University
4. Nina Tory-Henderson - Master of Architecture, Sydney University
5. Nicholas Werrett - Bachelor of Engineering (Civil), University of Newcastle

The MADE by the Opera House program is intended to inform and engage a wider community. For this reason, videos, links and resources are hosted by the Sydney Opera House on their website at http://www.sydneypoperahouse.com/whatson_MADE.

Architect's Medallion

The Architect's Medallion is awarded annually by the Board to a graduate in architecture in NSW who has achieved distinction throughout the last two years of the Master of Architecture course. Four candidates were nominated by the respective Heads of the four schools of architecture in NSW. The 2014 Architects Medallion was awarded to Sacha Parkinson, a graduate of the University of Newcastle, and presented at the opening of the 2014 Sydney Architecture Festival.

NSW Graduating Students Exhibition

The Board is a major supporter of the graduating students' exhibitions in each of the four schools of architecture in NSW universities. The sum of \$5,000 was donated to each School.

Byera Hadley Travelling Scholarships (BHTS)

The Board has awarded the Byera Hadley Travelling Scholarships for more than sixty years. The BHTS is bequeathed by the Estate of the late Byera Hadley. The Trust is managed by the Trust Company and administered by the NSW Architects Registration Board to enable winners to undertake a course of study, research or other activity approved by the Board as contributing to the advancement of architecture. Scholarships are open graduates of the four schools of architecture in New South Wales and those who are currently enrolled as students in an architecture course offered by the four schools of architecture in New South Wales.

The 2014 student scholars are; Rose Davies, Nicholas Flatman, Jason Goh, Jessica Gottlieb, Benjamin Peake. The 2014 graduate scholars are: Chris Bamborough, Daniel Fink, Thomas Hale, Jack Hawkins, Jillian Hopkins, and Alison Nobbs. Their respective projects include;

Chris Bamborough

Making culture: The transformative effects of personal fabrication

To visit established and emerging facilities to analyse the spatial strategies, requirements and particular approaches to success. In particular, to compare and contrast spaces connected to private and public institutions and analyse any difference in terms of facilities, administration, participation, output and wider cultural impact.

Daniel Fink

Complex Urbanities: Digital Techniques in City making

To research and develop techniques and processes that utilise computational methods in large-scale and complex urban development, and explore the explosion in design thought and consideration for complex urban issues –from hybrid typologies to urban informatics, passive microclimate conditioning, precinct energy solutions, integrated master planning & transport, and more.

Thomas Hale

Density: the art of relationships

To research the factors influencing dense urban settlement and the resulting urban form, and to investigate the notions that the success and vibrancy of a city is not tied to population but to population density.

Jack Hawkins

Knowing your neighbours – reducing isolation by design

To research the social and spatial values of housing typologies that dissolves the boundaries between public and private spaces. By mapping the frequency of informal interactions between neighbours, the study hopes to gain an understanding of the strength of social connections in the studied communities in Columbia, South Africa and India.

Jillian Hopkins

Education through Participation: construction projects created by kids & youth

To research programs and methodologies that involve youth in construction, and to provide a framework for government and design stakeholders to engage youth participation in the building process, and incorporate these methodologies in primary school classrooms, secondary Design and Technology curricula and university and TAFE design programs to impact students as well as the communities they serve.

Alison Nobbs

The introspective house and an extroverted suburbia

To research the architectural potential of an introspective house outside of planning limitations; a home that envelopes landscape, and that is orientated to an 'inner yard' as opposed to a rear yard, and to research a new pattern of density within Sydney that offers landscape as integral to the internal experience of a house.

Statutory Obligations

Internal Audit and Risk Management Statement

The Board currently utilises a risk based audit plan. The Board has an exemption from compliance with NSW Treasury Internal Audit and Risk Management Policy TPP09-05.

The NSW Architects Registration Board has internal audit and risk management processes in place that are, in all material respects, compliant with the core requirements set out in Treasury Circular NSW TC 09/08 *Internal Audit and Risk Management Policy*. These processes provide a level of assurance that enables the senior management of NSW Architects Registration Board to understand, manage and satisfactorily control risk exposures.

Accessing Information from the NSW Architects Registration Board Government Information (Public Access) Act 2009

The Board provides information to the public in compliance with the Act.

The GIPA Act applies to all NSW Government agencies. The new right to information system encourages government agencies to release information proactively. The new system also makes it easier for individuals to access government and personal information from government agencies.

A review of information proactively released under the GIPA Act was undertaken and the Board published a Publication Guide that contains a list of its information and guides already available on its website.

Accessing the Board's documents

Policies and publications can be accessed from the Board's website www.architects.nsw.gov.au or by contacting the Board's Registrar. Applications for access to documents under the provisions of the GIPA Act must be in writing, either on an application form or by letter, accompanied by the \$30 application fee and sent to the Registrar at Level 2, 156 Gloucester Street Sydney NSW 2000.

The Board deemed one (1) application for access to information to be applicable under the GIPA Act in the reporting year. Information was requested by a complainant in relation to a complaint lodged with the Board in 2009.

Privacy report

The Board collects information about architects for the purposes of registration as allowed under the provisions of the Architects Act 2003. In doing so, the Board complies with the Privacy and Personal Information Protection Act. There have been no requests for privacy reviews in the reporting year.

Public Interest Disclosures

There were no disclosures received from any officer of the Board. No reports were received in reference to corrupt conduct, mal-administration, government information and local government pecuniary contraventions.

Digital Information Security Annual Security Policy

The Board had an Information Security Management System in place during the reporting period which is materially consistent with the Core Requirements set out in the *Digital Information Security Policy for the NSW Public Sector*, and that reflected the 2013 version of ISO/IEC 27001 standard. Refer Annexure 3 - *Digital Information Security Annual Attestation Statement for the 2014-2015 Financial Year for the NSW Architects Registration Board*

Annual Reports (Statutory Bodies) Regulation 2015

In accordance with the Annual Reports (Statutory Bodies) Regulation 2015 (469), Clause 10(2) (a) the following information is provided in relation to the production of this Annual Report:

No hard copies of the Annual Report are printed. The Report is published in the Board's website.

Senior Executive reporting

The NSW Architects Registration Board does not employ any staff that would require reporting under the Senior Executive reporting requirements of Treasury Circular PSCC 2014-09.

Workforce diversity

As a small statutory body, the Board employs staff from across a range of backgrounds, age and gender. The Board is committed to the Government policy of workforce diversity, and ensures that this policy is observed in the recruitment and management of staff and dealings with the public. As of June 2015, the Board staff comprised;

Tim Horton	Registrar
Mae Cruz	Deputy Registrar, Examination and Scholarships
Nadine Roberts	Accounts P/T
Siobhan Abdurahman	Projects P/T
Debbie Wood	Administration P/T

There are no plans for recruitment of Board staff in the 2015/2016 year.

Public Finance and Audit Regulation 2015 and Annual Reports Legislation: Reporting on Payment of Accounts

In accordance with Clause 13 of the Public Finance and Audit Regulation 2015, the Annual Reports Legislation and the NSW Treasury Circular (TC 11/12), the Board has a statutory obligation to report on the prompt payment of accounts, including disclosure of payment performance as outlined in Treasury Circular 11/21 January 2012, and the following information is provided in relation to payment of accounts:

Aged analysis at the end of each quarter - does not include refunds for overpayment of roll fees etc and Scholarship monies distributed by the Board on behalf of Trustees

QUARTER	CURRENT (i.e. within due date) \$	Less than 30 days overdue \$	Between 30 and 60 days overdue	Between 60 and 90 days overdue \$	More than 90 days overdue \$
September 2014	268,878.62	-	-	-	-
December 2014	377,224.25	-	-	-	-
March 2015	273,927.13	1,315.77	-	-	-
June 2015	272,751.61	-	-	-	-


Quarter	Total accounts paid on time*			Total amount paid	
	Target %	Actual %	\$	\$	\$
September 2014	100	100	269,278.62	269,278.62	
December 2014	100	100	426,634.25	426,634.25	
March 2015	100	99.54	305,371.23	306,687.00	
June 2015	100	100	284,551.61	284,551.61	

Payments made outside the payment terms were as a result of the office being closed over the Christmas period.

Annual Reports (Statutory Bodies) Regulation 2015

In accordance with the Annual Reports (Statutory Bodies) Regulation 2015 (469), Clause 10(2) (a) the following information is provided in relation to the production of this Annual Report:

No hard copies of the Annual Report are printed. The Report is published in the Board's website.



INDEPENDENT AUDITOR'S REPORT

NSW Architects Registration Board

To Members of the New South Wales Parliament

I have audited the accompanying financial statements of the NSW Architects Registration Board (the Board), which comprise the statement of financial position as at 30 June 2015, the statement of comprehensive income, statement of changes in equity and statement of cash flows for the year then ended, notes comprising a summary of significant accounting policies and other explanatory information.

Opinion

In my opinion, the financial statements:

- give a true and fair view of the financial position of the Board as at 30 June 2015, and of its financial performance and its cash flows for the year then ended in accordance with Australian Accounting Standards
- are in accordance with section 41B of the *Public Finance and Audit Act 1983* (PF&A Act) and the Public Finance and Audit Regulation 2015.

My opinion should be read in conjunction with the rest of this report.

The Board's Responsibility for the Financial Statements

The members of the Board are responsible for preparing financial statements that give a true and fair view in accordance with Australian Accounting Standards and the PF&A Act, and for such internal control as the members of the Board determine is necessary to enable the preparation of financial statements that give a true and fair view and are free from material misstatement, whether due to fraud or error.

Auditor's Responsibility

My responsibility is to express an opinion on the financial statements based on my audit. I conducted my audit in accordance with Australian Auditing Standards. Those Standards require that I comply with relevant ethical requirements relating to audit engagements and plan and perform the audit to obtain reasonable assurance about whether the financial statements are free from material misstatement.

An audit involves performing procedures to obtain audit evidence about the amounts and disclosures in the financial statements. The procedures selected depend on the auditor's judgement, including an assessment of the risks of material misstatement of the financial statements, whether due to fraud or error. In making those risk assessments, the auditor considers internal control relevant to the entity's preparation of the financial statements that give a true and fair view in order to design audit procedures appropriate in the circumstances, but not for the purpose of expressing an opinion on the effectiveness of the entity's internal control. An audit also includes evaluating the appropriateness of accounting policies used and the reasonableness of accounting estimates made by management, as well as evaluating the overall presentation of the financial statements.

I believe the audit evidence I have obtained is sufficient and appropriate to provide a basis for my audit opinion.


My opinion does *not* provide assurance:

- about the future viability of the Board
- that it carried out its activities effectively, efficiently and economically
- about the effectiveness of the internal control
- about the security and controls over the electronic publication of the audited financial statements on any website where they may be presented
- about other information which may have been hyperlinked to/from the financial statements.

Independence

In conducting my audit, I have complied with the independence requirements of the Australian Auditing Standards and other relevant ethical pronouncements. The PF&A Act further promotes independence by:

- providing that only Parliament, and not the executive government, can remove an Auditor-General
- mandating the Auditor-General as auditor of public sector agencies, but precluding the provision of non-audit services, thus ensuring the Auditor-General and the Audit Office of New South Wales are not compromised in their roles by the possibility of losing clients or income.



David Nolan
Director, Financial Audit Services

16 October 2015
SYDNEY

NSW Architects Registration Board

FINANCIAL STATEMENTS FOR THE YEAR ENDED 30 JUNE 2015

STATEMENT BY BOARD MEMBERS


Under Section 41C of the *Public Finance and Audit Act 1983*, we state that, in our opinion:

- (a) The accompanying financial statements and notes thereto have been prepared in accordance with:
- the requirements of the *Public Finance and Audit Act 1983*, the *Public Finance and Audit Regulation 2015* and the Treasurer's Directions; and
 - applicable Australian Accounting Standards (which include Australian Accounting Interpretations).
- (b) The financial statements exhibit a true and fair view of the financial position and transactions of the Board for the year ended 30 June 2015;
- (c) At the date of this statement, we are not aware of any circumstances, which would render any particulars included in the financial statements to be misleading or inaccurate.



Peter Poulet
Vice President

Joe Agius
Board Member



15 October 2015

NSW Architects Registration Board

**Financial Statements
for the year ended 30 June 2015**

Index to the financial statements

	Page
Statement of comprehensive income	1
Statement of financial position	2
Statement of changes in equity	3
Statement of cash flows	4

Index to the notes to the financial statements

1	Summary of Significant Accounting Policies	5-9
2	Expenses Excluding Losses	10
3	Revenue	11
4	Current Assets - Cash and Cash Equivalents	12
5	Current Assets - Receivables	12
6	Current Assets - Other Financial Assets	12
7	Non-Current Assets - Plant and Equipment	12-13
8	Current Liabilities - Payables	13
9	Current/ Non-Current Liabilities - Provisions	14
10	Commitments for Expenditure	14
11	Contingent Liabilities and Contingent Assets	15
12	Reconciliation of Cash Flows from Operating Activities to Net Result	15
13	Financial Instruments	15-17
14	Events after the Reporting Period	17

**NSW Architects Registration Board
Statement of comprehensive income
for the year ended 30 June 2015**

	Notes	Actual 2015 \$	Actual 2014 \$
Expenses excluding losses			
Operating expenses			
Employee related	2(a)	530,918	491,338
Other operating expenses	2(b)	555,425	564,482
Depreciation	2(c)	19,072	32,182
Grants and subsidies	2(d)	<u>30,000</u>	<u>29,021</u>
Total Expenses excluding losses		<u>1,135,415</u>	<u>1,117,023</u>
Revenue			
Fees	3(a)	1,066,005	1,023,500
Investment revenue	3(b)	40,506	37,351
Architects Accreditation Council of Australia Examination / Built Work Program of			
Assessment fees	3(c)	191,568	181,439
Other revenue	3(d)	<u>52,257</u>	<u>38,838</u>
Total Revenue		<u>1,350,336</u>	<u>1,281,128</u>
Net result		<u>214,921</u>	<u>164,105</u>
Other comprehensive income			
Other comprehensive income for the year		<u>-</u>	<u>-</u>
TOTAL COMPREHENSIVE INCOME		<u>214,921</u>	<u>164,105</u>

The accompanying notes form part of these financial statements.

NSW Architects Registration Board
Statement of financial position
For the year ended 30 June 2015

	Notes	Actual 2015 \$	Actual 2014 \$
ASSETS			
Current Assets			
Cash and cash equivalents	4	1,917,556	819,935
Receivables	5	49,296	65,093
Other financial assets	6	<u>42,331</u>	<u>853,299</u>
Total Current Assets		<u>2,009,183</u>	<u>1,738,327</u>
Non-Current Assets			
Plant and equipment	7	22,287	33,059
Office Equipment		17,318	24,611
Office Fitout		<u>39,605</u>	<u>57,670</u>
Total plant and equipment		<u>39,605</u>	<u>57,670</u>
Total Non-Current Assets		<u>2,048,788</u>	<u>1,795,997</u>
Total Assets			
LIABILITIES			
Current Liabilities			
Payables	8	105,729	78,119
Provisions	9	<u>111,398</u>	<u>104,195</u>
Total Current Liabilities		<u>217,127</u>	<u>182,314</u>
Non-Current Liabilities			
Provisions	9	<u>7,861</u>	<u>4,804</u>
Total Non-Current Liabilities		<u>7,861</u>	<u>4,804</u>
Total Liabilities		<u>224,988</u>	<u>187,118</u>
Net Assets		<u>1,823,800</u>	<u>1,608,879</u>
EQUITY			
Accumulated funds		<u>1,823,800</u>	<u>1,608,879</u>
Total Equity			

The accompanying notes form part of these financial statements.

**NSW Architects Registration Board
Statement of changes in equity
For the year ended 30 June 2015**

	Accumulated Funds \$	Total \$
Balance at 1 July 2014	1,608,879	1,608,879
Net result for the year	<u>214,921</u>	<u>214,921</u>
Total other comprehensive income	<u>-</u>	<u>-</u>
Total comprehensive income for the year	<u>214,921</u>	<u>214,921</u>
Balance at 30 June 2015	<u>1,823,800</u>	<u>1,823,800</u>
	Accumulated Funds \$	Total \$
Balance at 1 July 2013	1,444,774	1,444,774
Net result for the year	<u>164,105</u>	<u>164,105</u>
Total other comprehensive income	<u>-</u>	<u>-</u>
Total comprehensive income for the year	<u>164,105</u>	<u>164,105</u>
Balance at 30 June 2014	<u>1,608,879</u>	<u>1,608,879</u>

The accompanying notes form part of these financial statements.

**NSW Architects Registration Board
Statement of cash flows
for the year ended 30 June 2015**

	Actual 2015	Actual 2014	
	\$	\$	
CASH FLOWS FROM OPERATING ACTIVITIES			
Payments			
Employee related	(516,390)	(463,681)	
Grants and subsidies	(20,000)	(29,021)	
Other	(662,861)	(699,973)	
Byera Hadley Travelling Scholarships	(87,900)	(121,000)	
Total Payments	<u>(1,287,151)</u>	<u>(1,313,675)</u>	
Receipts			
Fees received	1,417,038	1,356,635	
Interest received	53,673	35,892	
Byera Hadley Travelling Scholarships	104,100	100,000	
Total Receipts	<u>1,574,811</u>	<u>1,492,527</u>	
NET CASH FLOWS FROM OPERATING ACTIVITIES	12 <u>287,660</u>	<u>178,852</u>	
CASH FLOWS FROM INVESTING ACTIVITIES			
Proceeds from sale of investments	810,968	-	
Purchases of investments	-	(111,809)	
Purchases of office equipment	(1,007)	(25,264)	
NET CASH FLOWS FROM INVESTING ACTIVITIES	<u>809,961</u>	<u>(137,073)</u>	
NET INCREASE IN CASH	<u>1,097,621</u>	<u>41,779</u>	
Opening cash and cash equivalents	819,935	778,156	
CLOSING CASH AND CASH EQUIVALENTS	4 <u>1,917,556</u>	<u>819,935</u>	

The accompanying notes form part of these financial statements.

1 Summary of Significant Accounting Policies

(a) Reporting entity

The NSW Architects Registration Board (the Board) is a NSW government entity which is prescribed as a statutory body under Schedule 2 of the *Public Finance and Audit Act 1983*. Effective 30 June 2004, the Board and its functions operated under the *Architects Act 2003*. The Board is a not-for-profit entity (as profit is not its principal objective) and it has no cash generating units.

The Board's role is protecting consumers of architectural services by ensuring that architects provide services to the public in a professional and competent manner, disciplining architects who have acted unprofessionally or incompetently, accrediting architectural qualifications for the purpose of registration, informing the public about the qualifications and competence of individuals or organisations holding themselves out as architects and promoting a better understanding of architectural issues in the community.

These financial statements for the year ended 30 June 2015 have been authorised for issue by the Registrar on 15 October 2015.

(b) Basis of preparation

The Board has kept proper accounts and records for all of its operations as required under Section 41(1) of the *Public Finance and Audit Act 1983*. The Board's financial statements are general purpose financial statements and have been prepared on an accrual basis and in accordance with:

- applicable Australian Accounting Standards (which include Australian Accounting Interpretations);
- the requirements of the *Public Finance and Audit Act 1983* and *Public Finance and Audit Regulation 2015* and
- Treasurer's Directions

Plant and equipment and financial assets at 'fair value through profit or loss' are measured at fair value. Other financial statement items are prepared in accordance with the historical cost convention except where specified otherwise.

Judgements, key assumptions and estimations management has made are disclosed in the relevant notes to the financial statements.

The statement of cash flows has been prepared on a cash basis using the direct method, and includes all receipts and payments made during the year.

The activities of the entity are exempt from income taxation.

All amounts are expressed in Australian currency.

(c) Statement of compliance

The financial statements and notes comply with Australian Accounting Standards, which include Australian Accounting Interpretations.

(d) Insurance

The Board's Workers Compensation Cover is with GIO Workers Compensation, agent for the NSW WorkCover Scheme. Professional Indemnity & Association Liability Insurance is held with 100% Underwritten at Lloyds through Planned Cover, and Business Insurance with QBE Insurance (Australia) Limited through Planned Cover.

The expense (premium) is determined by the Fund Manager based on past claims experience.

(e) Accounting for the Goods and Services Tax (GST)

Income, expenses and assets are recognised net of the amount of GST, except that the:

- amount of GST incurred by the Board as a purchaser that is not recoverable from the Australian Taxation Office is recognised as part of an asset's cost of acquisition or as part of an item of expense and
- receivables and payables are stated with the amount of GST included.

Cash flows are included in the statement of cash flows on a gross basis. However, the GST components of cash flows arising from investing and financing activities which is recoverable from, or payable to, the Australian Taxation Office are classified as operating cash flows.

1 Summary of Significant Accounting Policies (cont'd)

(f) *Income recognition*

Income is measured at the fair value of the consideration or contribution received or receivable. All revenues arise from operating activities consistent with core operations. Income is recognised when the Board has control of the good or a right to receive, it is probable that the economic benefits will flow to the Board and the amount of revenue can be measured reliably. Additional comments regarding the accounting policies for the recognition of income are discussed below.

(i) Sale of goods and rendering of services

Revenue is derived mainly from the levying of annual registration and examination fees. These charges are recognised as revenue when the Board obtains control of the assets that result from them.

Accrued income has been recognised for identified registration fees monies that belong to the financial year but are received after 30 June.

(ii) Investment revenue

Interest revenue is recognised using the effective interest method as set out in *AASB 139 Financial Instruments: Recognition and Measurement*.

(g) *Assets*

(i) Acquisitions of assets

Assets acquired are initially recognised at cost. Cost is the amount of cash or cash equivalents paid or the fair value of the other consideration given to acquire the asset at the time of its acquisition or construction or, where applicable, the amount attributed to that asset when initially recognised in accordance with the requirements of other Australian Accounting Standards.

Fair value is the price that would be received to sell an asset in an orderly transaction between market participants at measurement date.

(ii) Capitalisation thresholds

Plant and equipment costing \$1,000 and above individually, or forming part of a network costing more than \$1,000 are capitalised.

(iii) Revaluation of plant and equipment

Physical non-current assets are valued in accordance with the 'Valuation of Physical Non-Current Assets at Fair Value' Policy and Guidelines Paper (TPP 14-01). This policy adopts fair value in accordance with *AASB 13 Fair Value Measurement*, and *AASB 116 Property, Plant and Equipment*.

Non-specialised assets with short useful lives are measured at depreciated historical cost as an approximation of fair value. The Board has assessed that any difference between fair value and depreciated historical cost is unlikely to be material.

(iv) Depreciation of plant and equipment

Depreciation is provided for on a straight-line basis for all depreciable assets so as to write off the depreciable amount of each asset as it is consumed over its useful life to the Board.

The following depreciation rates are used:

Depreciation Rates	30 June 2015 % Rate
Personal Computers	25
Furniture	20
Major Software	20
Office Fit-out	10 - 25

1 Summary of Significant Accounting Policies (cont'd)

(g) Assets (cont'd)

(v) Impairment of plant and equipment

As a not-for-profit entity with no cash generating units, impairment under AASB 136 *Impairment of Assets* is unlikely to arise. As plant and equipment is carried at depreciated historical cost as a surrogate for fair value, impairment can only arise in the rare circumstances where the costs of disposal are material. Specifically impairment is unlikely for not-for-profit entities given that AASB 136 modifies the recoverable amount test for non-cash generating assets of not-for-profit entities to the higher of fair value less costs of disposal and depreciated replacement cost, where depreciated replacement cost is also fair value.

(vi) Maintenance

Day-to-day servicing costs or maintenance are charged as expenses as incurred, except where they relate to the replacement of a part or component of an asset, in which case the costs are capitalised and depreciated.

(vii) Leased assets

A distinction is made between finance leases which effectively transfer from the lessor to the lessee substantially all the risks and rewards incidental to ownership of the leased assets, and operating leases under which the lessor does not transfer substantially all the risks and rewards.

Where a non-current asset is acquired by means of a finance lease, at the commencement of the lease term, the asset is recognised at its fair value or, if lower, the present value of the minimum lease payments, at the inception of the lease. The corresponding liability is established at the same amount. Lease payments are allocated between the principal component and the interest expense.

Operating lease payments are recognised as an expense on a straight-line basis over the lease term.

(viii) Receivables

Receivables are non-derivative financial assets with fixed or determinable payments that are not quoted in an active market. These financial assets are recognised initially at fair value, usually based on the transaction cost, or face value. Subsequent measurement is at amortised cost using the effective interest method, less an allowance for any impairment of receivables. Any changes are recognised in the net result for the year when impaired, derecognised or through the amortisation process.

Short-term receivables with no stated interest rate are measured at the original invoice amount where the effect of discounting is immaterial.

(ix) Other financial assets

Financial Assets Held to Maturity

Non-derivative financial assets with fixed or determinable payments and fixed maturity that the entity has the positive intention and ability to hold to maturity are classified as 'held-to-maturity'. These investments are measured at amortised cost using the effective interest method. Changes are recognised in the net result for the year when impaired, derecognised or through the amortisation process.

The Board has placed funds in fixed term deposits with Westpac Banking Corporation. These deposits have an average maturity of 197 days and interest rates of 2.5% to 3.9% per annum (3.55% to 4.3% in 2013/14).

1 Summary of Significant Accounting Policies (cont'd)

(g) Assets (cont'd)

(x) Impairment of financial assets

All financial assets, except those measured at fair value through profit and loss, are subject to an annual review for impairment. An allowance for impairment is established when there is objective evidence that the entity will not be able to collect all amounts due.

For financial assets carried at amortised cost, the amount of the allowance is the difference between the asset's carrying amount and the present value of estimated future cash flows, discounted at the effective interest rate. The amount of the impairment loss is recognised in the net result for the year.

(h) Liabilities

(i) Payables

These amounts represent liabilities for goods and services provided to the entity and other amounts. Payables are recognised initially at fair value, usually based on the transaction cost or face value. Subsequent measurement is at amortised cost using the effective interest method. Short-term payables with no stated interest rate are measured at the original invoice amount where the effect of discounting is immaterial.

(ii) Employee benefits and other provisions

(a) Salaries and wages, annual leave, sick leave and on-costs

Salaries and wages (including non-monetary benefits), annual leave and paid sick leave that are expected to be settled wholly within 12 months after the end of the period in which the employees render the service are recognised and measured at the undiscounted amounts of the benefits.

Annual leave is not expected to be settled wholly before twelve months after the end of the annual reporting period in which the employees render the related service. As such, it is required to be measured at present value in accordance with AASB 119 *Employee Benefits* (although short cut methods are permitted). Actuarial advice obtained by Treasury has confirmed that the use of an approach using nominal annual leave plus the annual leave on the nominal liability (using 7.9% of the nominal value of annual leave) can be used to approximate the present value of the annual leave liability. The Board has assessed the actuarial advice based on the entity's circumstances and has determined that all annual leave is taken within 12 months so discounting is not applicable.

Unused non-vesting sick leave does not give rise to a liability as it is not considered probable that sick leave taken in the future will be greater than the entitlements accrued in the future.

(b) Long service leave

Long service leave is measured at present value in accordance with AASB 119 *Employee Benefits*. This is based on the application of certain factors (specified in NSWTC 15/09) to employees with five or more years of service, using current rates of pay. These factors were determined based on an actuarial review to approximate present value.

(c) Superannuation

The Board does not have a deferred liability in respect of contributions for employees' superannuation. Benefits derived by members of the superannuation fund are entirely dependent on the contributions made during their working life. The liability of the Board is discharged by payments to MLC Ltd, Connelly Temple Public Superannuation Fund, Clearview Life Nominees P/L, AMP Life Limited and REST.

(d) Consequential on-costs

Consequential costs to employment are recognised as liabilities and expenses where the employee benefits to which they relate have been recognised. This includes outstanding amounts of payroll tax, workers compensation insurance premiums and fringe benefits tax.

1 Summary of Significant Accounting Policies (cont'd)

(i) Fair value hierarchy

AASB 13 Fair Value Measurement hierarchy disclosure is not required as the Board's non-specialised assets with short useful lives are measured at depreciated historical cost as an approximation of fair value.

(j) Equity

Accumulated Funds

The category 'Accumulated Funds' includes all current and prior period retained funds.

(k) Comparative information

Except when an Australian Accounting Standard permits or requires otherwise, comparative information is disclosed in respect of the previous period for all amounts reported in the financial statements.

(l) Changes in accounting policy, including new or revised Australian Accounting Standards

(i) Effective for the first time in 2014-15

The accounting policies applied in 2014-15 are consistent with those of the previous financial year except as a result of the following new or revised Australian Accounting Standards that have been applied for the first time in 2014-15. The adoption of these Standards in the period of initial application had no material impact on the Board's financial statements.

- AASB 1031 Materiality
- AASB 2013-1 Amendments to AASB 1049- relocation of Budgetary Reporting Requirements
- AASB 2013-9 regarding the Conceptual Framework, materiality and Financial Instruments (Part B)

(ii) Issued but not yet effective

NSW public sector entities are not permitted to early adopt new Australian Accounting Standards, unless Treasury determines otherwise.

The following new Australian Accounting Standards have not been applied and are not yet effective [NSW TC 15/03].

- AASB 9, AASB 2010-7, AASB 2013-9 (Part C), AASB 2014-1 (Part E), AASB 2014-7 and AASB 2014-8 regarding financial instruments
- AASB 15 and AASB 2014-5 regarding Revenue from Contracts with Customers
- AASB 2014-4 regarding acceptable methods of depreciation and amortisation
- AASB 2015-1 regarding annual improvements to Australian Accounting Standards 2012-2014 cycle
- AASB 2015-2 regarding amendments to AASB 101 disclosure initiatives
- AASB 2015-3 regarding materiality

Management has assessed the impact of these new standards and interpretations and determined they will not have a material impact on the Board's financial statements.

NSW Architects Registration Board
Notes to the financial statements
for the year ended 30 June 2015

2 Expenses Excluding Losses

	2015	2014
	\$	\$
(a) Employee related expenses		
Salaries and wages (including annual leave)**	472,219	416,801
Superannuation - defined contribution plans	50,577	54,943
Workers compensation insurance	1,895	2,807
Long service leave	6,227	16,787
	530,918	491,338

(b) Other operating expenses include the following:

Auditor's remuneration - audit of the financial statements	16,400	14,000
Insurance	6,377	6,177
Computer expenses	50,939	56,720
Corporate services	15,750	6,800
Architects Accreditation Council of Australia expenses	145,360	137,400
Operating lease rental expense – minimum lease payments	105,673	105,228
Cleaning	4,256	4,348
Legal costs	9,618	2,400
Advertising and promotions	84,036	66,701
Postage and freight	7,537	8,749
Bank charges	8,527	17,918
Board members honoraria**	-	-
Printing and stationery	8,642	12,094
Travel	1,782	2,132
Boards expenses	10,534	18,984
Telephone	3,675	3,476
Other	50,801	55,402
Byera Hadley Travelling Scholarships	9,933	9,493
Part 4 Discipline expenses	2,400	6,600
Part 2 Div 2 s9/10 Discipline expenses	3,497	18,396
Built Work Program of Assessment	7,500	10,232
Maintenance	2,188	1,232
	555,425	564,482
<i>* Reconciliation - Total maintenance</i>		
Maintenance expense - contracted labour and other (non-employee related), as above	2,188	1,232
Total maintenance expenses included in Note 2(b)	2,188	1,232

** Board members honoraria, which was classified under Other operating expenses in 2014, has been re-classified to Employee related expenses and included in Salaries and wages in 2015. The comparative 2014 amount was also reallocated accordingly.

(c) Depreciation expense

Office equipment	11,779	12,592
Office fit-out	7,293	19,590
	19,072	32,182

(d) Grants and subsidies

Research grant	10,000	9,021
Others	20,000	20,000
	30,000	29,021

NSW Architects Registration Board
Notes to the financial statements
for the year ended 30 June 2015

3 Revenue

(a) Fees	2015	2014
	\$	\$
Annual Fees - Practising Architects	921,620	876,680
Annual Fees - Non-Practising Architects	27,280	23,680
Registration Fee - Practising Architects	31,440	36,980
Registration Fee - Non-Practising Architects	5,160	5,080
Restoration Fee - Practising Architects	18,890	17,700
Restoration Fee - Non-Practising Architects	2,720	3,320
Corporation Listing Fees	3,600	3,420
Corporations Change of Details	1,435	1,470
Corporations Publication Fee	51,550	53,520
Recoveries	2,310	1,650
	<u>1,066,005</u>	<u>1,023,500</u>
(b) Investment revenue		
Interest revenue from financial assets not at fair value through profit or loss	15,068	291
Interest on Deposits	25,438	37,060
	<u>40,506</u>	<u>37,351</u>
(c) Architects Accreditation Council of Australia Examination / Built Work Program of Assessment fees		
Examination Fees	176,315	164,415
Assessment Fees	15,100	16,300
AACA - Miscellaneous receipts	153	724
	<u>191,568</u>	<u>181,439</u>
(d) Other revenue		
Printed Architects Register Purchases	7,930	5,060
Certification to Third Party	-	12
Registration Certificate	91	23
Disciplinary Hearing Recovery	1,588	16,624
Byera Hadley Travelling Scholarships Promotion Monies Received	10,410	10,000
Postage Receipts	8,371	5,290
Other	23,867	1,829
	<u>52,257</u>	<u>38,838</u>

NSW Architects Registration Board
Notes to the financial statements
for the year ended 30 June 2015

4 Current Assets - Cash and Cash Equivalents

	2015	2014
	\$	\$
Cash at bank and on hand	<u>1,917,556</u>	819,935
	<u>1,917,556</u>	<u>819,935</u>

For the purposes of the statement of cash flows, cash and cash equivalents include cash at bank and cash on hand. Cash at bank comprises the Board's Cash Management and Trading bank accounts, and Byera Hadley Travelling Scholarships fund.

Cash and cash equivalent assets recognised in the statement of financial position are reconciled at the end of the financial year as shown to the statement of cash flows as follows:

Cash and cash equivalents (per statement of financial position)	<u>1,917,556</u>	819,935
Closing cash and cash equivalents (per statement of cash flows)	<u>1,917,556</u>	<u>819,935</u>

Refer Note 13 for details regarding credit risk, liquidity risk and market risk arising from financial instruments.

5 Current Assets – Receivables

Goods and Services Tax recoverable from ATO	2,794	2,599
Interest Receivable	158	13,325
Other (Fees)	32,540	34,860
Prepayments	<u>13,804</u>	14,309
	<u>49,296</u>	<u>65,093</u>

Details regarding credit risk, liquidity risk and market risk, including financial assets that are either past due or impaired, are disclosed in Note 13.

6 Current Assets – Other Financial Assets

Financial Assets Held to Maturity	<u>42,331</u>	853,299
	<u>42,331</u>	<u>853,299</u>

Refer Note 13 for further information regarding fair value measurement, credit risk, liquidity risk and market risk arising from financial instruments.

7 Non-Current Assets - Plant and Equipment

	Office Equipment \$	Office Fit-out \$	Total \$
At 1 July 2014 - fair value			
Gross carrying amount	149,723	182,627	332,350
Accumulated Depreciation	(116,664)	(158,016)	(274,680)
Net carrying amount	<u>33,059</u>	<u>24,611</u>	<u>57,670</u>
At 30 June 2015 - fair value			
Gross carrying amount	150,730	182,627	333,357
Accumulated Depreciation	(128,443)	(165,309)	(293,752)
Net carrying amount	<u>22,287</u>	<u>17,318</u>	<u>39,605</u>

NSW Architects Registration Board
Notes to the financial statements
for the year ended 30 June 2015

7 Non-Current Assets - Plant and Equipment (cont'd)

Reconciliation

A reconciliation of the carrying amount of each class of plant and equipment at the beginning and end of the current reporting period is set out below.

	Office Equipment \$	Office Fit-out \$	Total \$
Year ended 30 June 2015			
Net carrying amount at start of year	33,059	24,611	57,670
Additions	1,007	-	1,007
Depreciation expense	(11,779)	(7,293)	(19,072)
Net carrying amount at end of year	<u>22,287</u>	<u>17,318</u>	<u>39,605</u>
At 1 July 2013 - fair value			
Gross carrying amount	124,459	182,627	307,086
Accumulated Depreciation	(104,073)	(138,427)	(242,500)
Net carrying amount	<u>20,386</u>	<u>44,200</u>	<u>64,586</u>
At 30 June 2014 - fair value			
Gross carrying amount	149,723	182,627	332,350
Accumulated Depreciation	(116,664)	(158,016)	(274,680)
Net carrying amount	<u>33,059</u>	<u>24,611</u>	<u>57,670</u>

Reconciliation

A reconciliation of the carrying amount of each class of plant and equipment at the beginning and end of the prior reporting period is set out below.

Year ended 30 June 2014			
Net carrying amount at start of year	20,386	44,200	64,586
Adjustment (rounding)	-	2	2
Additions	25,264	-	25,264
Depreciation expense	(12,591)	(19,591)	(32,182)
Net carrying amount at end of year	<u>33,059</u>	<u>24,611</u>	<u>57,670</u>

8 Current Liabilities - Payables

	2015 \$	2014 \$
Accrued salaries, wages and on-costs	12,997	8,729
Creditors	35,112	22,800
Scholarships *	46,950	30,750
Audit Fees	10,670	15,840
	<u>105,729</u>	<u>78,119</u>

Details regarding credit risk, liquidity risk and market risk, including a maturity analysis of the above payables are disclosed in Note 13.

* Byera Hadley Travelling Scholarships (BHTS):

The NSW Architects Registration Board administers trust funds provided annually under the provisions of the bequest from the late Byera Hadley. Perpetual Trust Company Ltd manages the fund and provides funding for promotion of the Scholarships. This money is not available for normal operational expenditure by the Board.

Reconciliation of BHTS liability:

Opening Balance at 1 July 2014	\$ 30,750
Add: Scholarship funding received from Trustee	<u>\$104,100</u>
Scholarship funds yet to be distributed	\$134,850
Less: Payments made to scholarship recipients	<u>(\$87,900)</u>
BHTS liability as at 30 June 2015	<u>\$46,950</u>

9 Current /Non-Current Liabilities – Provisions

	2015	2014
	\$	\$
Current		
Employee benefits and related on-costs		
Annual leave	20,998	12,934
Long service leave	90,400	91,261
Total current provisions	111,398	104,195
 Non-current		
Employee benefits and related on-costs		
Long service leave	7,861	4,804
Total non-current provisions	7,861	4,804
Total provisions	119,259	108,999
 Aggregate employee benefits and related on-costs		
Provisions - current	111,398	104,195
Provisions - non-current	7,861	4,804
Accrued salaries, wages and on-costs (Note 8)	12,997	8,729
	132,256	117,728

Employee benefits expected to be settled no more than 12 months after the reporting date:

Annual leave	20,998	12,934
Long service leave	7,861	767
Total	28,859	13,701

Employee benefits expected to be settled in more than 12 months of the reporting date:

Annual leave	-	-
Long service leave	90,400	95,298
Total	90,400	95,298

10 Commitments for Expenditure

	2015	2014
	\$	\$
(a) Operating Lease Commitments		
Future non-cancellable operating lease rentals not provided for and payable:		
Not later than one year	109,474	109,306
Later than one year and not later than five years	358,147	477,390
Later than five years	-	-
Total (including GST)	467,621	586,696

Commitments above include input tax credits of approximately \$42,511 that are recoverable from the Australian Taxation Office (ATO) (2014 \$53, 336).

(b) Capital Commitments

The Board is not committed to any Capital expenditure as at 30 June 2015 (2014: nil).

11 *Contingent Liabilities and Contingent Assets*

The Board has a bank guarantee amount of \$27,728 in relation to an operating lease agreement for premises for the Board's use. At the reporting date, it is not probable that the Board will be required to settle the guarantee.

12 *Reconciliation of Cash Flows from Operating Activities to Net Result*

	2015	2014
	\$	\$
Net cash used on operating activities	287,660	178,852
Depreciation	(19,072)	(32,182)
Decrease / (increase) in provisions	(10,260)	3,449
Increase / (decrease) in prepayments and other assets	(15,797)	(23,554)
Decrease / (increase) in creditors	(27,610)	37,540
Net result	214,921	164,105

13 *Financial Instruments*

The Board's principal financial instruments are outlined below. These financial instruments arise directly from the Board's operations or are required to finance the Board's operations. The Board does not enter into or trade financial instruments, including derivative financial instruments, for speculative purposes.

The Board's main risks arising from financial instruments are outlined below, together with the Board's objectives, policies and processes for measuring and managing risk. Further quantitative and qualitative disclosures are included throughout these financial statements.

The Board has overall responsibility for the establishment and oversight of risk management and reviews and agrees policies for managing each of these risks. Risk management policies are established to identify and analyse the risks faced by the Board, to set risk limits and controls and to monitor risks.

(a) *Financial instrument categories*

Financial Assets	Note	Category	Carrying Amount	Carrying Amount
Class:			2015	2014
			\$	\$
Cash and cash equivalents	4	N/A	1,917,556	819,935
Receivables ¹	5	Loans and receivables at amortised cost	32,698	48,185
Other financial assets	6	Held-to-maturity (at amortised cost)	42,331	853,299
Financial Liabilities	Note	Category	Carrying Amount	Carrying Amount
Class:			2015	2014
			\$	\$
Payables ²	8	Financial liabilities measured at amortised cost	98,461	73,169

Notes:

- 1 Excludes statutory receivables and prepayments (i.e. not within scope of AASB 7)
- 2 Excludes statutory payables and unearned revenue (i.e. not within scope of AASB 7)

13 Financial Instruments (cont'd)

(b) Credit Risk

Credit risk arises when there is the possibility that the counterparty will default on their contractual obligations, resulting in a financial loss to the Board. The maximum exposure to credit risk is generally represented by the carrying amount of the financial assets (net of any allowance for impairment).

Credit risk arises from the financial assets of the Board, including cash, receivables and authority deposits. No collateral is held by the Board. The Board has not granted any financial guarantees.

Credit risk associated with the Board's financial assets, other than receivables, is managed through the selection of counterparties and establishment of minimum credit rating standards.

The Board's credit risk exposure is limited mainly to Westpac Banking Corporation. This risk is assessed to be nil due to the fact that the company is one of the four pillars of the Australian banking system and, as at 30 June 2015, has an AA minus credit rating.

(c) Liquidity risk

Liquidity risk is the risk that the Board will be unable to meet its payment obligations when they fall due. The Board's objective is to maintain sufficient funds in its operating account to ensure it is able to meet its debts as and when they become due and payable. The Board manages liquidity risk by maintaining adequate reserves and banking facilities by monitoring forecasts and actual cash flows and matching the maturity profiles of financial assets and financial liabilities.

The Board's exposure to liquidity risk is deemed insignificant based on prior period's data and current assessment of risk. During the current and prior years, there were no defaults or breaches of any loan payable. No assets have been pledged as collateral. Moreover, the major part of the Board's liabilities is the Byera Hadley Travelling Scholarships which the Board administers (refer to Note 8).

The liabilities are recognised for amounts due to be paid in the future for goods or services received, whether or not invoiced. Amounts owing to suppliers (which are unsecured) are settled in accordance with the policy set out in NSW TC 11/12. For small business suppliers, where terms are not specified, payment is made not later than 30 days from date of receipt of a correctly rendered invoice. For other suppliers, if trade terms are not specified, payment is made no later than the end of the month following the month in which an invoice or a statement is received. For small business suppliers, where payment is not made within the specified time period, simple interest must be paid automatically unless an existing contract specifies otherwise. For payments to other suppliers, the Head of the Board may automatically pay the supplier simple interest. There was no interest paid during the year.

Maturity analysis and interest rate exposure of financial liabilities

	Weighted Average Effective Interest Rate		Floating Interest Rate		Fixed Interest Rate (maturing less than 1 year)		Non-interest Bearing		Total	
	2015	2014	2015	2014	2015	2014	2015	2014	2015	2014
	\$	\$	\$	\$	\$	\$	\$	\$	\$	\$
Financial liabilities										
Creditors	-	-	-	-	-	-	98,461	73,169	98,461	73,169
Total financial liabilities	-	-	-	-	-	-	98,461	73,169	98,461	73,169

Notes:

The amounts disclosed are the contractual undiscounted cash flows of each class of financial liabilities based on the earliest date on which the Board can be required to pay.

13 Financial Instruments (cont'd)

(d) Market risk

Market risk is the risk that the fair value or future cash flows of a financial instrument will fluctuate because of changes in market prices. The Board has no exposure to foreign currency risk and does not enter into commodity contracts.

The effect on profit and equity due to a reasonably possible change in risk variable is outlined in the information below, for interest rate risk and other price risk. A reasonably possible change in risk variable has been determined after taking into account the economic environment in which the Board operates and the time frame for the assessment (i.e. until the end of the next annual reporting period). The sensitivity analysis is based on risk exposures in existence at the statement of financial position date. The analysis is performed on the same basis as for 2014. The analysis assumes that all other variables remain constant.

Interest rate risk

The Board is exposed to interest rate risk through its cash and term deposits accounts. The interest rate risk is minimal due to longer term deposits taken. A reasonably possible change of +/- 1% is used, consistent with current trends in interest rates (based on official RBA interest rate volatility over the last five years). The basis will be reviewed annually and amended where there is a structural change in the level of interest rate volatility. The Board's exposure to interest rate risk is set out below:

	Carrying Amount \$	Impact of 1% Decrease		Impact of 1% Increase	
		Profit \$	Equity \$	Profit \$	Equity \$
2015					
<i>Financial assets</i>					
Cash and cash equivalents	1,917,556	(19,176)	(19,176)	19,176	19,176
Other financial assets	42,331	(423)	(423)	423	423
Total	1,959,887	(19,599)	(19,599)	19,599	19,599
2014					
<i>Financial assets</i>					
Cash and cash equivalents	819,935	(8,199)	(8,199)	8,199	8,199
Financial assets held to Maturity	853,299	(8,533)	(8,533)	8,533	8,533
Total	1,673,234	(16,732)	(16,732)	16,732	16,732

(e) Fair value measurement

(i) Fair value compared to carrying amount

Financial instruments are generally recognised at cost. The amortised cost of financial instruments recognised in the statement of financial position approximates the fair value, because of the short term nature of many of the financial instruments.

14 Events after the Reporting Period

The Board is not aware of any circumstances that occurred after the reporting period that would render particulars included in the financial statements to be misleading.

End of audited financial statements

ANNEXURE B

**Financial Management
Budget 2015-2016**

FINANCIAL MANAGEMENT**ANNEXURE B****INCOME BUDGET**

Acct No	INCOME	BUDGET 2014-2015	BUDGET 2015-2016
ADMINISTRATION – DEPT 01			
4-1000	ENROLMENT FEE	34,500	35,700
4-1001	RE-REGISTRATION FEES	16,500	21,300
4-1002	ANNUAL REGISTRATION FEE FOR ARCHITECTS	814,000	814,000
4-1003	TEMPORARY REGISTRATION FOR O/SEAS ARCHITECTS	4,960	4,960
4-1006	REGISTRATION FEE FOR NON PRACTISING ARCHITECTS	4,800	4,800
4-1007	NON PRACTISING ARCHITECTS - ANNUAL REGISTRATION FEES	32,000	32,000
4-1009	NON PRACTISING ARCHITECTS RE-REGISTRATIONS	2,000	2,000
4-1100	LISTING OF "NOMINATED ARCHITECT"/PRACTICE REGISTRATION	3,000	3,000
4-1101	ANNUAL PUBLICATION FEE FOR NOMINATED ARCHITECT	60,000	60,000
4-1102	"NOMINATED ARCHITECT" CHANGE OF DETAILS FEE	1,715	1,715
4-1300	ARCHITECTS REGISTER PURCHASES	1,950	1,950
4-1302	CERTIFICATION TO THIRD PARTIES	156	156
4-1306/1303	MISCELLANEOUS RECEIPTS & REGISTRATION CERTIFICATE	0	0
4-1307	MERCHANT CHARGES	1,500	1,500
		977,081	983,081
AACA – DEPT 03			
4-3000	AACA - AP EXAMINATION FEES	174,900	174,900
4-3001	AACA - RAE ASSESSMENT FEES	1,400	1,400
4-3003	AACA MISCELLANEOUS RECEIPTS	0	0
		176,300	176,300
BWPRA – DEPT 04			
4-3100	BWPRA	15,000	15,000
		15,000	15,000
DISCIPLINE – DEPT 05			
4-1700	FINES	2,640	5,000
4-1800	DISCIPLINARY HEARINGS RECOVERY	0	5,000
		2,640	10,000
OTHER INCOME – DEPT 02/07			
8-.2000-2004	INTEREST	30,000	30,000
8-1401	BHTS PROMOTION MONIES	11,000	11,000
		41,000	41,000
TOTAL		1,212,021	1,225,321

EXPENDITURE BUDGET

Acct No	EXPENDITURE	BUDGET 2014 – 2015	BUDGET 2015 – 2016
EMPLOYMENT – DEPT 01			
6-5000/5005	SALARIES AND CASUAL WAGES	380,000	404,750
6-5001	ANNUAL LEAVE	40,000	40,000
6-5003	SUPERANNUATION	55,000	55,000
6-5011	LONG SERVICE LEAVE	28,000	28,000
6-5000	WEB CONTRACTOR	15,000	0
		518,000	527,750
STATUTORY – DEPT 07			
6-5402	BOARD MEMBERS HONORARIA	65,000	65,000
6-5401	ELECTION COSTS	22,000	0
6-8016	BOARD MEETING EXPENSES	2,000	2,000
6-5404	BOARD MISCELLANEOUS EXPENSES	12,500	3,000
		101,500	70,000
B W P R A - DEPT 04			
6-5350	BWPRA EXAMINERS FEES	15,000	15,000
6-5351	TRAVEL EXPENSES FOR EXAMINERS	1,000	1,000
6-5352	BWPRA ROOM HIRE/CATERING EXPENSES	500	500
6-8023	CABCHARGES	500	500
6-8020	COURIERS	1,000	1,000
		18,000	18,000
DISCIPLINE - DEPT 05			
6-5500	PART 4 DIV 4 LEGAL FEES/COMPLAINTS AGAINST ARCHITECTS	20,000	10,000
6-5501	PART 2, DIV 2 S9/10 LEGAL FEES/ILLEGAL USE OF TITLE	15,000	15,000
6-5506	NCAT EXPENSES	10,000	7,500
6-5502	CATERING/ROOM HIRE EXPENSES	500	500
6-5504	ALTERNATIVE DISPUTE RESOLUTION	0	5,000
6-8027	POSTAGE	500	500
6-8020	COURIERS	500	500
6-8023	CABCHARGES	200	200
		46,700	39,200
DEPRECIATION			
6-5050-5054	DEPRECIATION	34,000	34,000
		34,000	34,000

Acct No	EXPENDITURE	BUDGET 2014 – 2015	BUDGET 2015 – 2016
EDUCATION, PRIZES AND GRANTS - DEPT 06			
6-5606	INDEPENDENT REVIEW PANEL (IRP)- SCHOOL INSPECTION	1,000	1,000
6-5607	BOARD CONTRIBUTION TO IRP EXPENSES	1,000	1,000
6-8023	CABCHARGES	100	100
6-8020	COURIERS	100	100
6-5808	RESEARCH GRANT	15,000	15,000
6-5654	RESEARCH GRANT ADVERTISING/ADMIN	100	100
6-5610	GRADUATING STUDENTS EXHIBITIONS	20,000	20,000
6-5611	ARCHITECTS MEDALLION COSTS	5,000	5,000
		42,300	42,300
GENERAL EXPENSES - DEPT 01			
6-8011	ACCOUNTANT FEES	14,000	15,750
6-8012	AUDIT FEES	17,000	17,000
6-4100	BANK ADMINISTRATION FEES	20,000	20,000
6-8017	BOARD PROMOTIONS	0	0
6-5651	BOARD ADVERTISING	1,500	2,500
6-8020	COURIERS	500	500
6-8038	STAFF TRAINING	10,000	6,000
6-8022	STORAGE	2,000	2,000
6-8023	CABCHARGE	1,000	1,000
6-9021	STAFF AMENITIES	0	1,000
6-5700/5701	IT SYSTEMS	47,500	45,000
6-8024	ELECTRICITY	4,200	4,200
6-8025	INSURANCE D & O/OFFICE CONTENTS	8,500	8,500
6-8026	GENERAL LEGAL EXPENSES	8,000	8,000
6-8027	POSTAGE	5,000	5,000
6-8029	TELEPHONE/MOBILE	7,500	7,500
6-8031	WORKERS COMPENSATION	3,000	3,000
6-8032/8033	RENT/OFFICE SERVICES	125,000	130,000
6-8036	REPAIRS AND MAINTENANCE	20,000	20,000
6-8034	PHOTOCOPIER	5,300	5,300
6-6210-6244	REFUNDS	0	0
6-5703	GOVERNANCE COSTS	10,000	10,000
		310,000	312,250
BHTS – DEPT 02			
9-5614	BHTS ADVERTISING	500	500
9-8027/8023	BHTS POSTAGE COSTS/CABCHARGE COSTS	200	200
9-5609	BHTS BOARD COMMITTEE COSTS	1,000	1,000
9-5613	BHTS PRINTING COSTS	3,000	3,000
9-5608	BHTS PROMOTION	5,000	5,000
		9,700	9,700

Acct No	EXPENDITURE	BUDGET 2014 – 2015	BUDGET 2015 – 2016
PRINTING AND STATIONERY – DEPT 01			
6-8018	STATIONERY	5,000	5,000
6-5722	MAILOUT	2,000	2,000
6-5851	PRINTING BOARD	5,000	5,000
		12,000	12,000
A A C A - DEPT 03			
6-6000/6011- 6012	AACA - APE EXPENSES	100,000	100,000
6-6001	AACA - RAE EXPENSES	7,500	7,500
6-6002	AACA - PER CAPITA CONTRIBUTIONS	25,000	26,000
6-6009	AACA – MEETING EXPENSES	500	500
6-6004	AACA - NVP	4,000	4,000
6-8020	COURIERS	200	200
6-8023	CABCHARGES	500	500
6-8027	POSTAGE	1,000	1,000
6-6245/6246	REFUNDS	0	0
		138,700	139,700
PROMOTIONS – DEPT 08			
9-8028	PROMOTIONS GENERAL	45,000	42,500
9-8020	COURIER	500	500
9-8023	CABCHARGES	800	800
9-5950	SYDNEY ARCHITECTURE FESTIVAL	20,000	20,000
9-5951	ARCHITECTURE INSIGHTS WEBSITE	10,000	0
9-5965	MADE – STUDENT INTERNSHIPS	10,000	10,000
		86,300	73,800
TOTAL		1,317,200	1,278,700

ANNEXURE C

Digital Information Security Annual Attestation Statement for the 2014-2015

**Digital Information Security Annual Attestation Statement for the 2014-2015
Financial Year for the NSW Architects Registration Board**

I, Timothy Horton, am of the opinion that NSW Architects Registration Board had an Information Security Management System in place during the financial year being reported on which is materially consistent with the Core Requirements set out in the *Digital Information Security Policy for the NSW Public Sector*, with the exception that an Information Security Policy is being prepared for Board approval in the 2014/2015 year to reflect the implementation towards new 2013 version of ISO/IEC 27001 standard.

I, Timothy Horton, am of the opinion that the security controls in place to mitigate identified risks to the digital information and digital information systems of NSW Architects Registration Board are adequate for the foreseeable future.

I, Timothy Horton, am of the opinion that, where necessary in accordance with the *Digital Information Security Policy for the NSW Public Sector*, the NSW Architects Registration Board certified compliance with the new 2013 version of *ISO/IEC 27001 Information technology - Security techniques - Information security management systems - Requirements*, is not required.

